

Virtual Office Admin Control Panel (AVOMaster)

Index

Chapter	Title
1	What is AVOMaster?
2	AVOMaster Tasks
3	UCAR

Disclaimer: The screen shots below is for training purposes, it might be not exactly the same as yours.

Chapter 1: What is AVOMaster?

AVOMaster is the power user of Virtual Office. User who login as **AVOMaster** (or given VOAdmin rights), he/she will have the **FULL** access right on control and page accessibility.

What **AVOMaster** does?

- ➔ Virtual Office Maintenance
- ➔ Admin Task
 - UCAR (User Control Access Right) settings
 - User Account Maintenance
 - User Monitoring
 - Mail Group Settings
 - Portal (Virtual Office Homepage) settings
 - Logo Setup
 - Web Status Monitoring
 - SMTP Settings
 - FTP Settings
 - HumanTouch (Online Contact Portal)
 - Public Access Control
 - Global Junk Control & Junk Expiry Control
 - Newsletter Maintenance

Tips

VOAdmin is the group which give AVOMaster access right. Any user who sit under this group will have the similar accessibility as AVOMaster

Chapter 2: AVOmaster Tasks

Once your company account activated, user(s) may log in as a VOAdmin user (user who has admin access) or directly log in as **avomaster** for setting up Virtual Office.

*Note: If you login as **avomaster**, you can change all of the settings of your Virtual Office System. With **avomaster** login, you might done a wrong setting which can screw up your entire system. Therefore, we recommend only the **in charge person(s)** hold the password for **avomaster** account to avoid the correspondence incident.*

On **avomaster** homepage, the user will be able to locate the some links on it. Click on those links and user can start the preliminary settings for Virtual Office System.

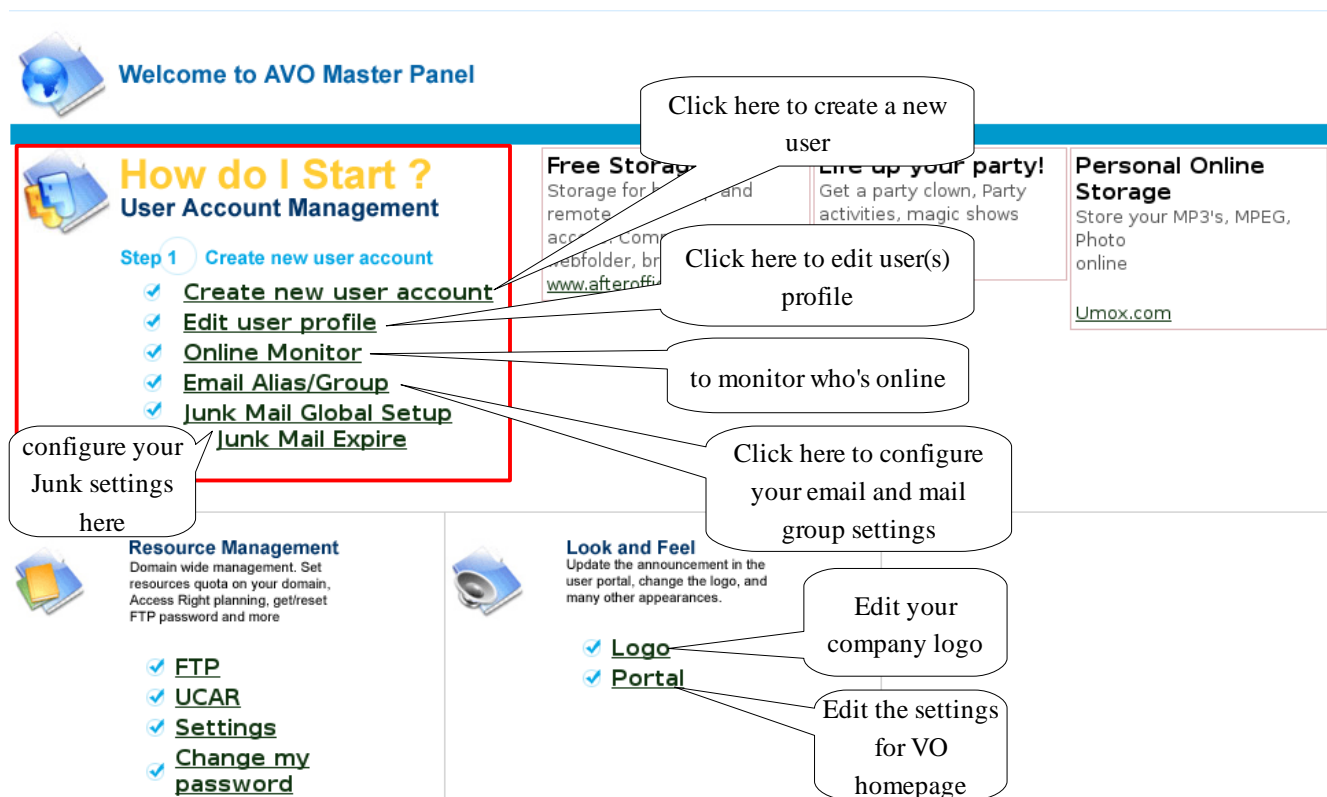


Figure 2.1

Figure 2.1 is the home page for **avomaster**. On this page, you can find some links under **How do I Start?** session. You can start setup your Virtual Office by:

- ✓ Create a new user account
- ✓ Edit a user profile
- ✓ Online Monitoring
- ✓ Mail and Mail Group Configuration
- ✓ Junk Mail configuration

Create a New User Account

Click on the link which show on figure 2.1, 'Create New user Account

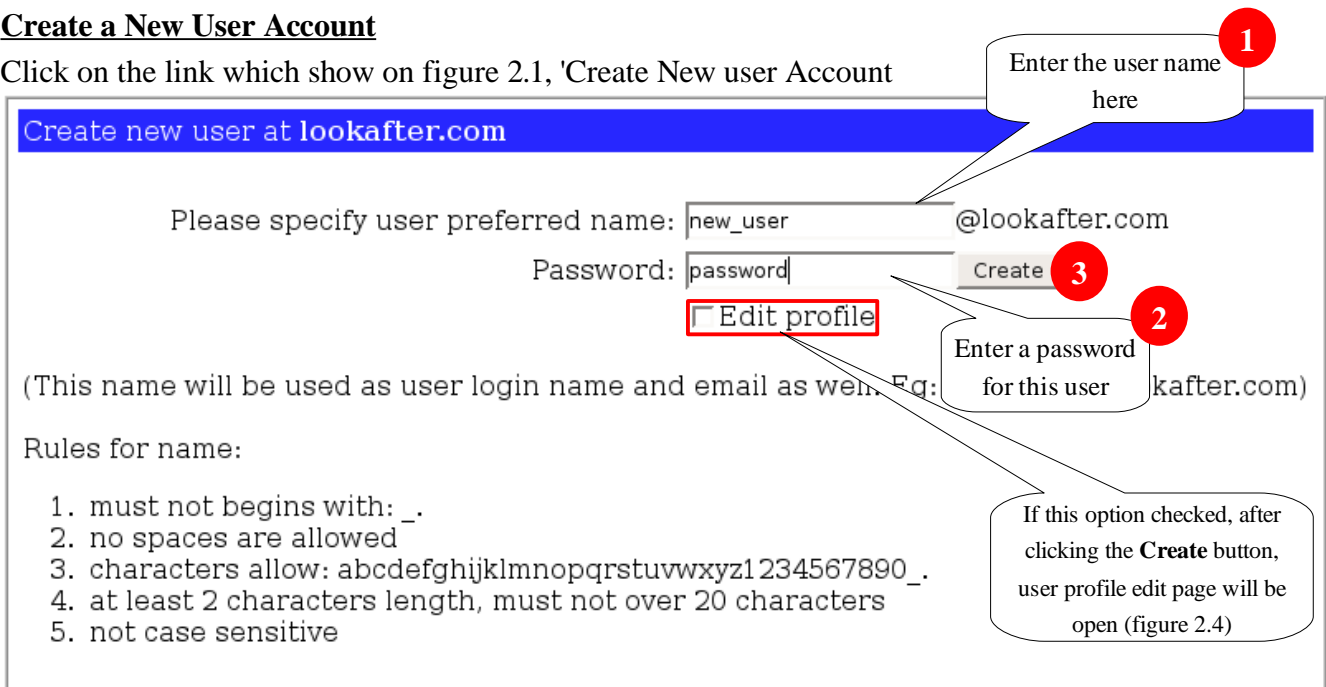


Figure 2.2

Figure 2.2 is the create new user page

Tips

Follow the sequence as below, you will able to learn how to manipulate Virtual Office:



Edit User

Click on **Edit User Profile** (figure 2.1), the edit page will be open as below(figure 2.3):

This show the status of email and storage disk usage

User		Package: VO		Disk Resources			
Quota:	300	Created:	N/A	Email Disk space		Storage Disk Space	
Created:	147	GB Unit:	10 GB	Quota: 4.88 GB		Quota: 2.00 GB	
Balance:	153	Quota restriction:	Strict	Allocated: 2.56 GB		Allocated: 3.59 GB	
SMS Balance:	260.4			Consumed: N/A			

Account: [[New](#)] [[Show usage](#)] »[Hide usage](#)]

	Full name	Name	Email Quota	GB Unit	Storage	Group	Level	Expire
1.	aaron	aaron	5.00 MB	-	10.00 MB	User	10	
2.	abc.name.2dots	abc_name_2dots	5.00 MB	-	0 K	user	10	
3.	admen	admen	5.00 MB	-	10.00 MB	storageadmin, user	10	
4.	agasthiar	agasthiar	90.00 MB	-	10.00 MB	storageadmin, user	10	08/31/2006

users list

Click here to add new user

Edit user

You can manage the creation and user profile for the system in this module.

- Create New Account :**
You may click on "New" on the panel to create a new account.
- Edit Existing Account :**
Click on any of the user name on the panel to start editing the user profile.

Please also see **Group** for the creation of mail group for email addresses such as sales@lookafter.com, job@lookafter.com, info@lookafter.com, and etc.

Figure 2.3

Click on any username, the edit page will be display as below (figure 2.4):

18.	avomaster	avomaster	5.86 MB	-	10.00 MB	support, storageadmin, info, admin, noprivilege, design, salesadmin, voadmin, ecat2, ecat, director, user, marketing, guest.	1
19.	b2bmember	b2bmember	1.00 MB	-	0 K	user	10
20.	bazlan	bazlan	0	-	10.00 MB	User	10
21.	bernard	bernard	50.00 MB	-	50.00 MB	admin, support, salesadmin, user	10
22.	bong	bong	5.00 MB	-	10.00 MB	User	10
23.	bong1	bong1	5.00 MB	-	10.00 MB	User	10
24.	bong1234	bong1234	5.00 MB	-	10.00 MB	User	10
25.	candy	candy	10.00 MB	-	10.00 MB	voadmin, user	10
26.	carrie	carrie	20.00 MB	-	10.00 MB	salesadmin, voadmin, ecat2, ecat, user	10
27.	chengghee	chengghee	5.00 MB	-	10.00 MB	User	10

User Account Settings

Email: ← a

Full name: ← b

Alternate Email: ← c

Password: ← d

Enable: VO Login (web) POP3 Access ← e

Expire Date: ← e

Last access: 10/24/07 12:45 PM (5 days 21 hours 50 minutes 22 seconds ago) on end session ← e

Group: support storageadmin info admin noprivilege design salesadmin voadmin ecat2 ecat director user marketing guest ← f

Level: ← g

Email Disk usage: 801.5 K ← h

Email Disk Limit: 50.00 MB MB ← i

Storage Center disk space limit: 50.00 MB MB ← j

SMS Balance: 9.2 :: Topup: ← k

Mail options: Keep incoming mail (Important: user will not be able to receive email if this option is OFF) Redirect Auto-reply ← l

Incoming BCC: ← m

Outgoing BCC (Webmail only): ← n

Redirect to: ← o

Auto reply text: ← p

Buttons: Disconnect the user, Drop, Update ← q, r

s → this account: [bernard@lookafter.com](#)
Warning: All information in this account will be destroyed, including email, calendar and contacts.

Figure 2.4

Note: On **Group** session, please ensure that the “user” option has been checked. If not, user will not find the menu bar on their page (figure 2.4a).

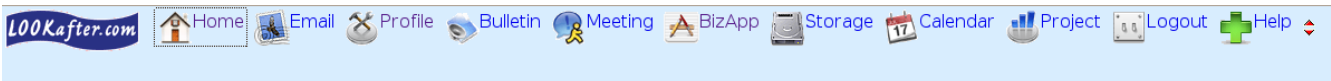


Figure 2.4a

Functionalities on figure 2.4:

- a) The full name of the user
- b) Alternate email address of this user (If user reset his/her password, the password will be send to his/her alternate email address)
- c) Password for this user account (User's password can be update here)
- d) **VO Login** If this option checked, user is allowed to login to web based VO
POP3 Access If this option is checked, user allowed to download POP3 email to an email client
- e) Expiry date can be set for any user's account. Normally this apply to contract staff or guest of the system
- f) Which group this user belongs to (VO user must added to *user* group in order to use the feature of VO. Guest can be added to *guest* group)
- g) Level the access level of the user. This is one of the control of **UCAR** (UCAR will be discuss in the coming chapter) for restricting user access to any restricted page. The higher value the user have, lesser accessibility the user have.

Level	Accessibility
1	Higher accessibility
10	Lower Accessibility

- h) The usage of the email disk space
- i) Email disk limit Add/reduce the email disk space for a user
- j) Storage center Disk space limit Change the limit of the storage center for a user here
- k) This work with the VO WebSMS module. If this user is out of credit, top up the SMS credit for him/her here
- l) **Keep Incoming email** This option is a must. If this option unchecked, user will not able to receive email
Redirect all of the email will be redirect to an email which have stated in the Redirect to column
Auto Reply System will auto reply all incoming email
- m) **Incoming BCC** The email address stated in this column will receive a copy (as a BCC) of all incoming email of this user.

- n) **Outgoing BCC** The email address stated in this column will be the BCC recipient while this particular user send out an email
- o) The email address which the email(s) should redirect to
- p) Enter the title and content of your **auto reply** message here
- q) **Drop button** When Admin click on this button, the user will be Force offline for temporarily for account update purpose
- r) **Update button** When there is any changes made to this account, click this button to save the changes
- s) Delete this user's account

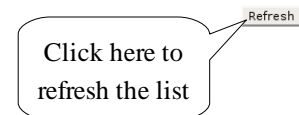
Online Monitor

User Online Refresh									
Number of online users: 22/22, Total hits: 41, Total proc time: 00:00:14, proshit:									
Date/Time	Name	Host	IP	Duration	Idle	Connect	Disk	Proc	Hit (p/h)
Today 2:11 PM	* quest	lookafter.com	66.249.70.56	00:40:07	00:40:07	http	527.2 K	00:00:00	
Today 2:13 PM	* quest	lookafter.com	66.249.70.56	00:37:16	00:37:16	http	527.2 K	00:00:00	
Today 2:14 PM	* quest	lookafter.com	66.249.70.56	00:37:02	00:37:02	http	527.2 K	00:00:00	
Today 2:14 PM	* quest	lookafter.com	66.249.70.56	00:36:48	00:36:48	http	527.2 K	00:00:00	
Today 2:14 PM	* quest	lookafter.com	66.249.70.56	00:36:34	00:36:34	http	527.2 K	00:00:00	
Today 2:18 PM	* quest	lookafter.com	66.249.70.56	00:32:25	00:32:25	http	527.2 K	00:00:03	1 (3.288679)
Today 2:18 PM	* quest	lookafter.com	66.249.70.56	00:32:12	00:32:12	http	527.2 K	00:00:00	
Today 2:20 PM	* quest	lookafter.com	66.249.70.56	00:30:48	00:30:48	http	527.2 K	00:00:00	
Today 2:20 PM	* quest	lookafter.com	66.249.70.56	00:30:45	00:30:45	http	527.2 K	00:00:00	
Today 2:20 PM	* quest	lookafter.com	66.249.70.56	00:30:39	00:30:39	http	527.2 K	00:00:00	
Today 2:22 PM	* quest	lookafter.com	66.249.70.56	00:28:22	00:28:22	http	527.2 K	00:00:00	
Today 2:23 PM	* quest	lookafter.com	66.249.70.56	00:28:07	00:28:07	http	527.2 K	00:00:00	
Today 2:23 PM	* quest	lookafter.com	66.249.70.56	00:27:52	00:27:52	http	527.2 K	00:00:00	
Today 2:26 PM	* quest	lookafter.com	66.249.70.56	00:24:53	00:24:53	http	527.2 K	00:00:00	
Today 2:26 PM	* quest	lookafter.com	66.249.70.56	00:24:39	00:24:39	http	527.2 K	00:00:00	
Today 2:26 PM	* quest	lookafter.com	66.249.70.56	00:24:28	00:24:28	http	527.2 K	00:00:00	
Today 2:26 PM	* quest	lookafter.com	66.249.70.56	00:24:13	00:24:13	http	527.2 K	00:00:00	
Today 2:27 PM	* quest	lookafter.com	66.249.70.56	00:23:56	00:23:56	http	527.2 K	00:00:00	
Today 2:29 PM	* quest	lookafter.com	66.249.70.56	00:22:00	00:22:00	http	527.2 K	00:00:00	
Today 2:39 PM	* avomaster	lookafter.com	218.111.254.162	00:11:59	00:00:09	http	6.06 MB	00:00:09	33 (0.278879)
Today 2:50 PM	* bernard	lookafter.com	218.111.254.162	00:00:18	00:00:18	http	801.8 K	00:00:01	4 (0.225315)
Today 2:50 PM	* aaron	lookafter.com	218.111.254.162	00:00:11	00:00:10	http	1 K	00:00:00	3 (0.047461)

Number of online users: 22/22, Total hits: 41, Total proc time: 00:00:14, proshit:

* indicate users are visible for all

Figure 2.5



On figure 2.5, AVOmaster/VOAdmin can have a summary view of the online user(s).

Mail and Mail Group Configuration (Email Alias/Group)



How do I Start ? User Account Management

- Step 1 Create new user account
- ✓ Create new user account
 - ✓ Edit user profile
 - ✓ Online Monitor
 - ✓ **Email Alias/Group**
 - ✓ Junk Mail Global Setup
 - Junk Mail Expire



On AVOmaster homepage, click on the Email Alias/Group for setup the mail group for your company system

Figure 2.6

- Group:
- [admin](#)
 - [architect](#)
 - [architects2](#)
 - [bod](#)
 - [bulletin](#)
 - [design](#)
 - [director](#)
 - [ecat](#)
 - [ecat2](#)
 - [enquiries](#)
 - [enquiry](#)
 - [feedback](#)
 - [guest](#)
 - [hr](#)
 - [info](#)
 - [inquiry](#)
 - [it](#)
 - [marketing](#)
 - [noprivilege](#)
 - [production](#)
 - [projecta](#)
 - [reseller](#)
 - [sales](#)
 - [salesadmin](#)
 - [salesteam](#)
 - [storageadmin](#)
 - [support](#)
 - [testing1](#)
 - [roomany](#)
 - [uesmarketing](#)
 - [uessales](#)
 - [user](#)
 - [voadmin](#)
 - [web](#)



Create

Index
Close

Edit Group Properties

You may manage the group property of the system. There are 2 type of group available in the system:

1. **ucar** Group : Carries the access right for the objects within the system. All **ucar** group will be found within Admin Task -> **ucar** on the left panel, for access right assignment.
2. Mail Group : Allows the setting for the distribution of email among the users and system module.

How to create and edit a group?

1. Enter the group name in the box at the bottom of the left panel and click on "Create" button to create a new group.
2. Click on the desire group name on the left panel to edit the group properties.

Index |
Close

Figure 2.7

This is the list of mail group/user group. You may add any group here

How to add a new Group?

Group:

- [admin](#)
- [architect](#)
- [architects2](#)
- [bod](#)
- [bulletin](#)
- [design](#)
- [director](#)
- [ecat](#)
- [ecat2](#)
- [enquiries](#)
- [enquiry](#)
- [feedback](#)
- [guest](#)
- [hr](#)
- [info](#)
- [inquiry](#)
- [it](#)
- [marketing](#)
- [noprivilege](#)
- [production](#)
- [projecta](#)
- [reseller](#)
- [sales](#)
- [salesadmin](#)
- [salesteam](#)
- [storageadmin](#)
- [support](#)
- [testing1](#)
- [toomany](#)
- [uesmarketing](#)
- [uessales](#)
- [user](#)
- [voadmin](#)
- [web](#)

For adding a new mail group, please follow the steps below (refer to figure 2.8):

- Step 1 Enter the name at the prepared column
- Step 2 Click on the Create button to proceed

New Mail Group Created! figure 2.9 is is the notification while a mail group successfully created

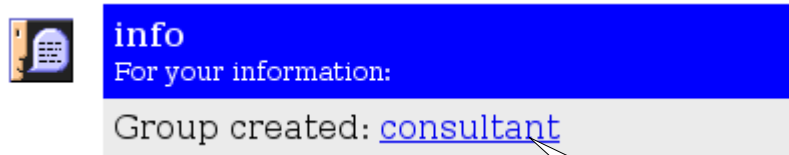


Figure 2.9

Click here to edit the mail group details

After enter a name here, click **Create**

Figure 2.8

Note: click on any desired Group name to edit the Group profile

Below is the group profile edit page (figure 2.10). Please find the definition of this page on the next page:

The screenshot shows the 'Group: support' profile edit page. It is divided into several sections:

- Group:** A blue header bar with the text 'Group: support'. Below it is a checkbox 'Enabled (use as Group in UCAR)' which is checked.
- Member:** A list of members with checkboxes. A large bracket on the right side of this list is labeled 'b'.
- Mail Group:** A blue header bar with the text 'Mail Group: support@lookafter.com'. Below it is a checkbox 'Enabled (accept and distribute messages)' which is checked.
- Title:** A text input field with 'Posting allow:-' and radio buttons for 'All', 'Domain', and 'Member'.
- Description:** A text input field.
- Add Subject Prefix:** A text input field with '[Support Group]' and a checkbox 'Add Thread ID (i.e. Ticket)'.
- Change Reply-to:** A text input field with 'support@lookafter.com' and a checkbox 'Message distribute as individual copy'.
- Error-to:** A text input field.
- Add Footer:** A text input field.
- Blacklist user email:-** A text input field.
- Deliver to other email:** A text input field with '(Type Return after each email)'.
- Buttons:** 'Revert' and 'Update' buttons are present at the bottom of the main form and at the bottom of the page.
- Footer:** A red bar at the bottom with the text 'No undo. All archived messages in this box will be lost as well.' and a 'Delete' button.

Red callout letters 'a' through 't' are placed around the page to identify specific UI elements:

- a:** Points to the 'Enabled (use as Group in UCAR)' checkbox.
- b:** A large bracket on the right side of the member list.
- c:** Points to the 'Enabled (accept and distribute messages)' checkbox.
- d:** Points to the 'Posting allow:-' label.
- e:** Points to the 'Member' radio button.
- f:** Points to the 'Description' text input field.
- g:** Points to the 'Add Thread ID (i.e. Ticket)' checkbox.
- h:** Points to the 'Post to Bulletin: Support' text input field.
- i:** Points to the 'Message distribute as individual copy' checkbox.
- j:** Points to the 'Message distribute as individual copy' checkbox.
- k:** Points to the 'Error-to:' text input field.
- l:** Points to the 'Access Group:' section.
- m:** Points to the 'Append "Post to..." footer' checkbox.
- n:** Points to the 'Moderate Group:' section.
- o:** Points to the 'Blacklist user email:-' text input field.
- p:** Points to the 'Deliver to other email:' text input field.
- q:** Points to the 'Revert' button.
- r:** Points to the 'Update' button.
- s:** Points to the 'No undo...' text.
- t:** Points to the 'Delete' button.

Figure 2.10

Definition of Figure 2.10:

- a) If this option is unchecked, this group will not under UCAR control
 - b) Select user(s) to be a group member
 - c) If this option disabled, the mail group email ID will not allowed to accept and distribute email.
 - d) Title Title of the email
 - e) Allow who to post message to this mail group:
 - All All user under same environment
 - Domain Only the user under the same domain
 - Member Only Group member allowed to post
 - f) Description Any description for this group
 - g) Add subject Prefix Add a prefix for message title for easier recognition
Add Thread (Ticket) Allowed the message (email) to add thread or not (for bulletin use)
 - h) Post to Bulletin Whether allow the message (email) direct post to bulletin or not. Select a created bulletin topic to post message
 - i) Change Reply-to While member reply a message from this mail group, the email will reply to the email stated here
 - j) Message distribute as individual copy - If this option is checked, mail group will deliver posting to each subscriber one-by-one, by putting recipient email address in the "To:" field instead of "bcc".
 - k) Whatever error will report to the email address stated here
 - l) Which group allow to access and what is the level allow
 - m) Footer will be added to all email which send out by this mail group
 - n) The group allow to moderate and level allow
- Note: From g-n are the settings for Mail group with Bulletin. For more information on this features, you may refer to VO Mail Group to Bulletin manual*
- o) the blacklisted ID will show here. No email will be receive from these blacklisted ID
 - p) Email address (an email address is not within Virtual Office system) stated here will receive a copy of email while there is an email send to this mail group
 - q) Revert Revert to previous settings
 - r) Update button Save and update the changes to this group

- s) If this option is checked, all email under this group will be deleted once this group is deleted and there is no way to retrieve back
- t) Delete this group

Tips

Why Mail Group?

- a) Involved/relevant person will never miss out from the recipient list. For example, sales relevant email/message never miss out any salesperson if all of your salesperson add to the sales group
- b) Ease of control. Users are control in “bundle”
- c) Non relevant personnel will not receive P&C (private and confidential) email

Junk Mail Configuration



How do I Start ?
User Account Management

Step 1 Create new user account

- ✓ [Create new user account](#)
- ✓ [Edit user profile](#)
- ✓ [Online Monitor](#)
- ✓ [Email Alias/Group](#)
- ✓ [Junk Mail Global Setup](#)
[Junk Mail Expire](#)



Click on the link here (figure 2.11), and you will be able to configure your junk settings

Figure 2.11

Click on Junk Mail Global Setup, you will be able to open the Global Junk setting page as below (figure 2.12). Figure 2.13 will be the Junk Expiry setting.

Global Junk Control

Global Junk mail control ?

Global Junk mail filtering enable
 Enable global Junk mail control overwrite user own Junk mail setting

When Junk mail detected:
 Move to user's Junk mailbox
 Delete immediately

Sensitivity

The following types of email are exempt from Junk filtering:
 Sender is in user's Contact list
 Email is addressed using user's full name

Caution:
 Setting the 'Delete' option may result in losing some of your user's genuine emails.

Tip:
 You may want to start with a less sensitive setting.
 Increase the sensitivity level when you are more comfortable.

See also: [Junk Mail expiry](#)

Figure 2.12

- When Junk Detected**
 - Move to user's Junk Mailbox All detected junk mail will move to Junk folder directly (recommended)
 - Delete Immediately All detected Junk mail will be deleted automatically
- Sensitivity**
 - There are 11 levels of sensitivity
 - 1(maximum), 2 (very high), 3 (high), 4 (aggressive), 5 (moderate), 6-10 (low) and system default
 - The lower value of sensitivity, the highest filtering level its have
- Junk Exemption**
 - Sender is in user's contact list email from sender under contact list will not detect as a junk mail
 - Email is addressed using user's full name sender able to address user's full name will not detect as Junk

Tips

User have to check their **Junk folder** daily in case of some genuine email detected as Junk mail by system

Junk expiry

Junk Mail auto delete - domain based ?

Enable Junk Email auto delete for all users

Messages that have been in Junk mailbox more than days will be automatically deleted.

See also: [Global Junk Mail Control](#)

If this option enable, system will empty the junk folder for all user accordingly to the day has been set

How many day the Junk mail can stay in the mailbox

** Settings takes 24 hours to take effect*

Figure 2.13

Note: System will delete the Junk mail from the Junk folder accordingly to the staying duration of its. For the setting above (figure 2.13), all those junk mail which have stay up to 30 days will be deleted from the system automatically.

Other Admin (VOAdmin) tasks

Beside than the previous 5 tasks, there are few more VOAdmin tasks. You can find those tasks under **Profile > Admin Task**. Those tasks are:

Portal

First page setting?

Company: `<hr>LookAfter<hr>`

Address: Suite 101, PutraWorld Trade Center, NY, Australia

Phone: (916)555-1212

Fax: (916)555-7878

Announcement

New Car Park LCS
Please note that the LCS car park rate is now RM110/month.
[LookAfter Management](#)

HTML
 Don't show ASP Announcement

Additional information

Administrator Name: _____
Email: _____
Person in responsible for LVO. _____
Webmaster Email: webmaster@lookafter.com
Email for user to report broken link on your website. _____

Save
See also: [Logo](#)

Your company information

Announcement This announce will appear on the first page of Virtual Office (figure 2.15)

HTML Enable HTML Script
Don't show ASP Announcement - Do not show the announcement from Application Service Provider

These information will be display at the first page of VO (figure 2.15)

Figure 2.14

The settings on **Portal** will display on the user's homepage (after login to VO).

Homepage of Virtual Office (VO):

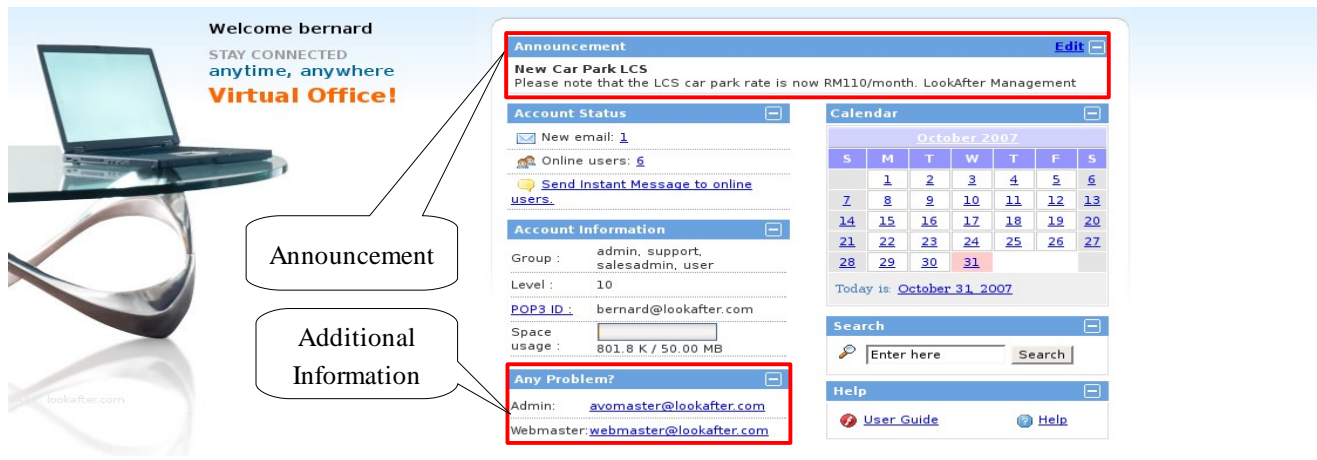


Figure 2.15

Logo

Please notify the menu bar on your top (figure 2.16). You may place your company logo on it.

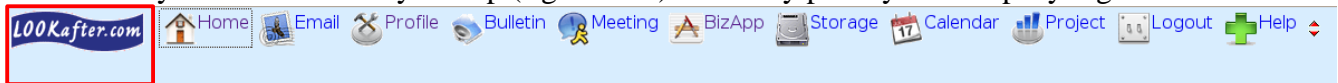


Figure 2.16

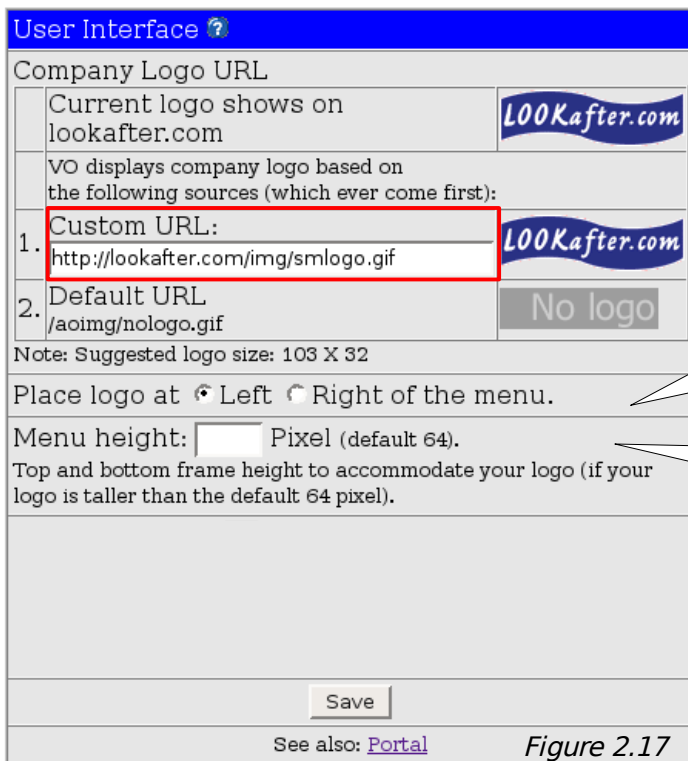


Figure 2.17 is the logo configuration page of Virtual Office. You may enter any valid link which point to your company logo on Custom URL column, and your company logo will be display on the user panel (menu). Suggested logo size: 103 X 32 (pixel)

Left Your logo will align to left of the menu bar
Right logo align to the right

To set the height of your user menu bar. Default value is 64 pixel

Figure 2.17

Meeting

Chat topic for: lookafter.com

_Afteroffice.xml	Delete
_kelvin.xml	Delete
_Meeting Room A.xml	Delete
_sales.xml	Delete
_untitled_1151553603	Delete
_untitled_1162457638	Delete
_untitled_1162457647	Delete
_untitled_1173776869	Delete
_untitled_1173777252	Delete
_untitled_1173777315	Delete
untitled_11893939748	Delete
untitled_11893939870	Delete
untitled_11893939978	Delete
untitled_11893949272	Delete
untitled_11893962073	Delete
untitled_11893962128	Delete
untitled_11893962202	Delete
untitled_11903624225	Delete

Meeting allow VOAdmin user to manage the history of all chat topic. As mentioned on the bottom of this page (figure 2.18), the meeting topic cannot be retrieve back once you have deleted it.

Click Delete to delete the meeting

Update

* Delete cannot be undone.

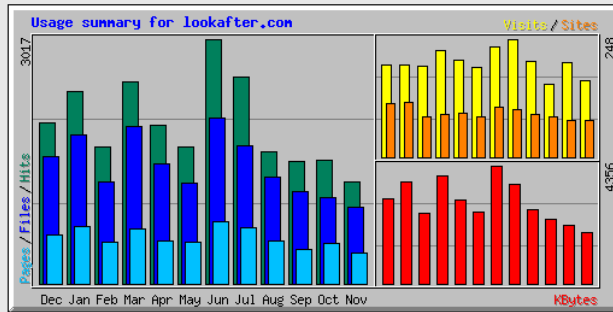
Figure 2.18

Webstat

This function provide the detail information of your company web page usage statistic (figure 2.19).

Usage Statistics for lookafter.com

Summary Period: Last 12 Months
Generated 22-Nov-2005 01:13 MYT



Click on each month to get a monthly report

Month	Daily Avg					Monthly Totals				
	Hits	Files	Pages	Visits	Sites	KBytes	Visits	Pages	Files	Hits
Nov 2005	59	45	18	7	76	1909	160	383	947	1253
Oct 2005	49	34	16	6	78	2145	198	502	1066	1526
Sep 2005	50	38	14	5	86	2374	154	424	1140	1511
Aug 2005	52	42	17	6	91	2729	201	528	1308	1634
Jul 2005	82	54	22	8	101	3648	248	696	1704	2547
Jun 2005	100	67	25	7	105	4356	231	758	2039	3017
May 2005	54	40	16	6	85	2642	188	508	1247	1683
Apr 2005	65	49	17	6	92	3070	203	530	1478	1957
Mar 2005	80	62	21	7	91	3991	224	676	1940	2486
Feb 2005	60	44	18	6	86	2610	192	517	1255	1691
Jan 2005	76	59	22	6	114	3773	194	705	1831	2371
Dec 2004	64	50	19	6	112	3127	194	607	1566	1985
Totals						36374	2387	6834	17521	23661

Figure 2.19

On the first page of Webstat, you will get a summary of the usage statistic for last 12 months. Click on any month and you will obtain a monthly report on:

- Daily Statistic
- Hourly Statistic
- URLs
- Entry
- Exit
- Sites
- Referrers
- Agents
- Country

Click on the desired Month, and a page as below will be display (figure 2.20):

[Daily Statistics] [Hourly Statistics] [URLs] [Entry] [Exit] [Sites] [Referrers] [Search] [Agents] [Countries]

You may select any desire report from the options here

Monthly Statistics for November 2005		
Total Hits		1253
Total Files		947
Total Pages		383
Total Visits		160
Total KBytes		1909
Total Unique Sites		76
Total Unique URLs		28
Total Unique Referrers		26
Total Unique User Agents		51
	Avg	Max
Hits per Hour	2	116
Hits per Day	59	244
Files per Day	45	179
Pages per Day	18	57
Visits per Day	7	17
KBytes per Day	91	394
Hits by Response Code		
Code 200 - OK		947
Code 206 - Partial Content		4
Code 301 - Moved Permanently		1
Code 304 - Not Modified		204
Code 404 - Not Found		97

a summary of Monthly Statistic

Figure 2.20

With these reports, Management will be able to perform:

- risk planning & analysis
- maintenance
- user performance report
- static analysis
- etc.

Report 1 Daily Statistic (figure 2.21a & 2.21b)

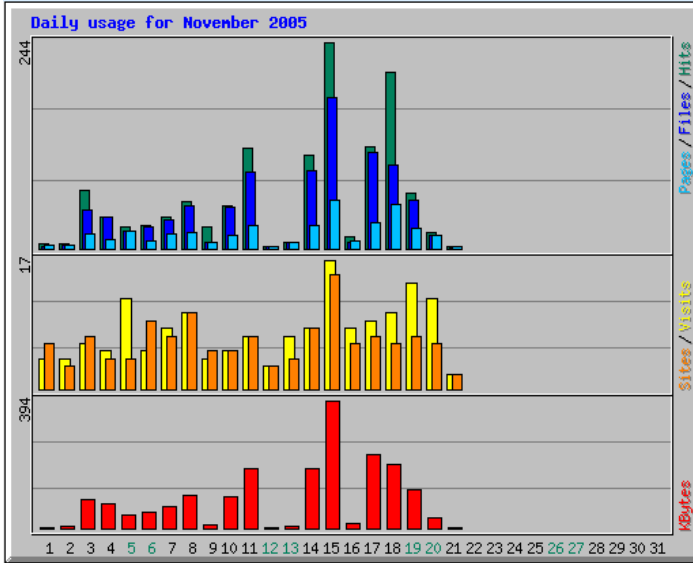


Figure 2.21a

Daily Statistics for November 2005												
Day	Hits	Files	Pages	Visits	Sites	KBytes						
1	6	0.48%	3	0.32%	4	1.04%	4	2.50%	6	7.89%	4	0.19%
2	5	0.40%	4	0.42%	4	1.04%	4	2.50%	3	3.95%	7	0.38%
3	69	5.51%	46	4.86%	17	4.44%	6	3.75%	7	9.21%	90	4.74%
4	37	2.95%	37	3.91%	11	2.87%	5	3.12%	4	5.26%	77	4.05%
5	26	2.08%	21	2.22%	21	5.48%	12	7.50%	4	5.26%	40	2.10%
6	27	2.15%	26	2.75%	9	2.35%	5	3.12%	9	11.84%	51	2.66%
7	38	3.03%	34	3.59%	18	4.70%	8	5.00%	7	9.21%	65	3.42%
8	55	4.39%	51	5.39%	19	4.96%	10	6.25%	10	13.16%	102	5.32%
9	26	2.08%	8	0.84%	8	2.09%	4	2.50%	5	6.58%	11	0.59%
10	50	3.99%	49	5.17%	15	3.92%	5	3.12%	5	6.58%	96	5.04%
11	119	9.50%	91	9.61%	28	7.31%	7	4.38%	7	9.21%	183	9.57%
12	3	0.24%	3	0.32%	3	0.78%	3	1.88%	3	3.95%	3	0.18%
13	8	0.64%	7	0.74%	7	1.83%	7	4.38%	4	5.26%	7	0.34%
14	110	8.78%	92	9.71%	28	7.31%	8	5.00%	8	10.53%	185	9.69%
15	244	19.47%	179	18.90%	57	14.88%	17	10.62%	15	19.74%	394	20.65%
16	14	1.12%	8	0.84%	9	2.35%	8	5.00%	6	7.89%	14	0.74%
17	120	9.58%	114	12.04%	30	7.83%	9	5.62%	7	9.21%	227	11.88%
18	209	16.68%	99	10.45%	53	13.84%	10	6.25%	6	7.89%	199	10.42%
19	65	5.19%	58	6.12%	24	6.27%	14	8.75%	7	9.21%	118	6.20%
20	19	1.52%	16	1.69%	16	4.18%	12	7.50%	6	7.89%	32	1.65%
21	3	0.24%	1	0.11%	2	0.52%	2	1.25%	2	2.63%	4	0.19%

Figure 2.21b

Figure 2.21a show the daily statistic in chart and figure 2.21b show in table view.

Report 2 Hourly Statistic (figure 2.22a & 2.22b)

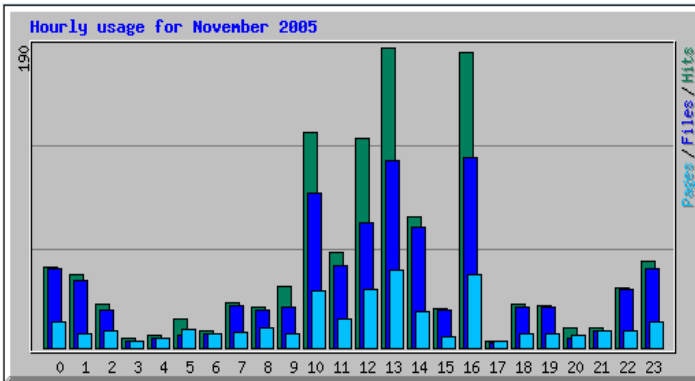


Figure 2.22a

Hourly Statistics for November 2005												
Hour	Hits		Files		Pages		KBytes					
	Avg	Total	Avg	Total	Avg	Total	Avg	Total				
0	2	51	4.07%	2	50	5.28%	0	16	4.18%	5	96	5.05%
1	2	46	3.67%	2	43	4.54%	0	9	2.35%	4	89	4.67%
2	1	28	2.23%	1	24	2.53%	0	11	2.87%	2	38	1.98%
3	0	6	0.48%	0	4	0.42%	0	4	1.04%	0	8	0.43%
4	0	8	0.64%	0	6	0.63%	0	6	1.57%	1	11	0.60%
5	0	18	1.44%	0	8	0.84%	0	12	3.13%	1	20	1.02%
6	0	11	0.88%	0	9	0.95%	0	9	2.35%	1	18	0.95%
7	1	29	2.31%	1	27	2.85%	0	10	2.61%	2	52	2.73%
8	1	26	2.08%	1	24	2.53%	0	13	3.39%	2	43	2.27%
9	1	39	3.11%	1	26	2.75%	0	9	2.35%	3	59	3.10%
10	6	136	10.85%	4	98	10.35%	1	36	9.40%	9	197	10.31%
11	2	60	4.79%	2	52	5.49%	0	18	4.70%	5	111	5.81%
12	6	132	10.53%	3	79	8.34%	1	37	9.66%	8	168	8.82%
13	9	190	15.16%	5	118	12.46%	2	49	12.79%	11	237	12.43%
14	3	83	6.62%	3	76	8.03%	1	23	6.01%	7	155	8.12%
15	1	25	2.00%	1	24	2.53%	0	7	1.83%	2	48	2.51%
16	8	187	14.92%	5	120	12.67%	2	46	12.01%	12	244	12.77%
17	0	4	0.32%	0	3	0.32%	0	4	1.04%	0	5	0.27%
18	1	28	2.23%	1	26	2.75%	0	9	2.35%	2	49	2.56%
19	1	27	2.15%	1	26	2.75%	0	9	2.35%	2	48	2.50%
20	0	13	1.04%	0	6	0.63%	0	8	2.09%	1	15	0.79%
21	0	13	1.04%	0	11	1.16%	0	11	2.87%	1	17	0.91%
22	1	38	3.03%	1	37	3.91%	0	11	2.87%	4	77	4.05%
23	2	55	4.39%	2	50	5.28%	0	16	4.18%	5	102	5.36%

Figure 2.22b

Figure 2.22a show the hourly statistic in chart and figure 2.22b show in table view.

Report 3 URLs (figure 2.23a & 2.23b)

Top 12 of 28 Total URLs					
#	Hits		KBytes		URL
1	103	8.22%	49	2.58%	/
2	63	5.03%	42	2.22%	/header.html
3	61	4.87%	152	7.94%	/sidemenu.html
4	57	4.55%	97	5.06%	/mainpg.html
5	46	3.67%	47	2.44%	/css/default.css
6	43	3.43%	72	3.76%	/login/
7	16	1.28%	34	1.76%	/memberlogin/
8	13	1.04%	9	0.49%	/b2blogin.htm
9	12	0.96%	26	1.37%	/logistic_login.html
10	6	0.48%	20	1.02%	/com_profile.html
11	5	0.40%	10	0.53%	/contact_us.html
12	3	0.24%	7	0.35%	/live_support.html

Figure 2.23a

Top 10 of 28 Total URLs By KBytes					
#	Hits		KBytes		URL
1	61	4.87%	152	7.94%	/sidemenu.html
2	57	4.55%	97	5.06%	/mainpg.html
3	43	3.43%	72	3.76%	/login/
4	103	8.22%	49	2.58%	/
5	46	3.67%	47	2.44%	/css/default.css
6	63	5.03%	42	2.22%	/header.html
7	16	1.28%	34	1.76%	/memberlogin/
8	12	0.96%	26	1.37%	/logistic_login.html
9	6	0.48%	20	1.02%	/com_profile.html
10	5	0.40%	10	0.53%	/contact_us.html

Figure 2.23b

Figure 2.23a showed the top open URLs. Figure 2.23b showed top 10 open URLs in KB

Report 4 Entry (figure 2.24)

Top 10 of 10 Total Entry Pages					
#	Hits		Visits		URL
1	103	8.22%	92	57.50%	/
2	63	5.03%	14	8.75%	/header.html
3	57	4.55%	11	6.88%	/mainpg.html
4	43	3.43%	10	6.25%	/login/
5	61	4.87%	9	5.62%	/sidemenu.html
6	12	0.96%	7	4.38%	/logistic_login.html
7	16	1.28%	6	3.75%	/memberlogin/
8	13	1.04%	5	3.12%	/b2blogin.htm
9	5	0.40%	4	2.50%	/contact_us.html
10	6	0.48%	2	1.25%	/com_profile.html

Figure 2.24

figure 2.24 showed the top entry page of VO. Entry page means which page user usually login

Report 5 Exit (figure 2.25)

Top 10 of 11 Total Exit Pages					
#	Hits		Visits		URL
1	103	8.22%	51	32.08%	/
2	43	3.43%	26	16.35%	/login/
3	57	4.55%	20	12.58%	/mainpg.html
4	61	4.87%	15	9.43%	/sidemenu.html
5	63	5.03%	14	8.81%	/header.html
6	13	1.04%	9	5.66%	/b2blogin.htm
7	16	1.28%	9	5.66%	/memberlogin/
8	12	0.96%	6	3.77%	/logistic_login.html
9	6	0.48%	4	2.52%	/com_profile.html
10	5	0.40%	4	2.52%	/contact_us.html

Figure 2.25

figure 2.25 showed the top exit page by user of VO. Exit page means which page user usually log out

Report 6 Sites (figure 2.26a & 2.26b)

Top 30 of 76 Total Sites										
#	Hits		Files		KBytes		Visits		Hostname	
1	335	26.74%	223	23.55%	447	23.44%	10	6.25%	tm.net.my	
2	265	21.15%	189	19.96%	419	21.97%	10	6.25%	218.111.254.162	
3	66	5.27%	50	5.28%	104	5.45%	30	18.75%	msnbot.msn.com	
4	44	3.51%	22	2.32%	44	2.32%	1	0.62%	218.111.216.181	
5	44	3.51%	42	4.44%	81	4.22%	2	1.25%	222.65.23.94	
6	42	3.35%	39	4.12%	72	3.79%	2	1.25%	58.33.226.190	
7	42	3.35%	42	4.44%	84	4.41%	1	0.62%	61-222-241-152.hinet-ip.hinet.net	
8	33	2.63%	23	2.43%	46	2.39%	1	0.62%	210.186.103.35	
9	27	2.15%	25	2.64%	54	2.84%	1	0.62%	218.111.105.82	
10	26	2.08%	2	0.21%	8	0.40%	1	0.62%	60.50.159.146	
11	24	1.92%	21	2.22%	45	2.36%	1	0.62%	host81-146-37-97.btremoteinternet-dsl.bt.net	
12	23	1.84%	21	2.22%	44	2.31%	1	0.62%	host-81-190-242-185.malbork.mm.pl	
13	22	1.76%	21	2.22%	43	2.26%	1	0.62%	192.133.129.155	
14	21	1.68%	21	2.22%	42	2.20%	1	0.62%	60.188.99.82	
15	21	1.68%	21	2.22%	42	2.20%	1	0.62%	dsl-del-static-088.234.95.61.touchtelindia.net	
16	19	1.52%	16	1.69%	31	1.65%	16	10.00%	sv-crawlfw3.looksmart.com	
17	14	1.12%	14	1.48%	33	1.73%	1	0.62%	213.42.2.11	
18	13	1.04%	13	1.37%	30	1.56%	1	0.62%	cod60-1-82-230-248-87.fbx.proxad.net	
19	13	1.04%	10	1.06%	24	1.24%	7	4.38%	sv-crawl.looksmart.com	
20	12	0.96%	12	1.27%	15	0.81%	11	6.88%	202.108.11.241	
21	11	0.88%	11	1.16%	18	0.93%	1	0.62%	213.42.2.26	
22	10	0.80%	10	1.06%	28	1.45%	1	0.62%	60-248-108-145.hinet-ip.hinet.net	
23	8	0.64%	4	0.42%	11	0.57%	4	2.50%	pip-junon-vlan32.x-echo.com	
24	7	0.56%	7	0.74%	8	0.42%	0	0.00%	60-248-108-142.hinet-ip.hinet.net	
25	6	0.48%	6	0.63%	15	0.78%	1	0.62%	cache7-2.jed.isu.net.sa	
26	5	0.40%	5	0.53%	4	0.21%	1	0.62%	213.42.2.25	
27	4	0.32%	3	0.32%	5	0.27%	1	0.62%	202.189.59.59	
28	4	0.32%	4	0.42%	6	0.33%	1	0.62%	66-194-6-12.gen.twtelecom.net	
29	4	0.32%	4	0.42%	2	0.12%	4	2.50%	66-194-6-75.gen.twtelecom.net	
30	4	0.32%	4	0.42%	6	0.33%	1	0.62%	66.35.253.170	

Figure 2.26a

Figure 2.26a showed all of the visited site by users

Top 10 of 76 Total Sites By KBytes									
#	Hits		Files		KBytes		Visits		Hostname
1	335	26.74%	223	23.55%	447	23.44%	10	6.25%	tm.net.my
2	265	21.15%	189	19.96%	419	21.97%	10	6.25%	218.111.254.162
3	66	5.27%	50	5.28%	104	5.45%	30	18.75%	msnbot.msn.com
4	42	3.35%	42	4.44%	84	4.41%	1	0.62%	61-222-241-152.hinet-ip.hinet.net
5	44	3.51%	42	4.44%	81	4.22%	2	1.25%	222.65.23.94
6	42	3.35%	39	4.12%	72	3.79%	2	1.25%	58.33.226.190
7	27	2.15%	25	2.64%	54	2.84%	1	0.62%	218.111.105.82
8	33	2.63%	23	2.43%	46	2.39%	1	0.62%	210.186.103.35
9	24	1.92%	21	2.22%	45	2.36%	1	0.62%	host81-146-37-97.btremoteinternet-dsl.bt.net
10	44	3.51%	22	2.32%	44	2.32%	1	0.62%	218.111.216.181

Figure 2.26b

This table (figure 2.26b) show the spent of bytes (KB) while visiting those site

Report 7 Referrers (figure 2.27)

Top 26 of 26 Total Referrers			
#	Hits		Referrer
1	337	26.90%	http://www.lookafter.com/sidemenu.html
2	309	24.66%	- (Direct Request)
3	135	10.77%	http://lookafter.com/sidemenu.html
4	125	9.98%	http://www.lookafter.com/header.html
5	91	7.26%	http://www.lookafter.com/mainpg.html
6	84	6.70%	http://www.lookafter.com/
7	50	3.99%	http://lookafter.com/header.html
8	33	2.63%	http://lookafter.com/mainpg.html
9	30	2.39%	http://lookafter.com/
10	11	0.88%	http://www.lookafter.com
11	10	0.80%	http://www.lookafter.com/sidemenu.html
12	6	0.48%	http://lookafter.com
13	5	0.40%	http://www.lookafter.com/com_profile.html
14	4	0.32%	http://www.lookafter.com./header.html
15	4	0.32%	http://www.lookafter.com/login/default.html
16	3	0.24%	http://www.lookafter.com .
17	3	0.24%	http://www.lookafter.com./mainpg.html
18	3	0.24%	http://www.whois.sc/
19	3	0.24%	http://www.whois.sc/lookafter.com
20	1	0.08%	http://db.afteroffice.com/biz/webB01/prd_dtl.xdb
21	1	0.08%	http://lookafter.com/login
22	1	0.08%	http://lookafter.com/login/
23	1	0.08%	http://lookafter.com/login/default.html
24	1	0.08%	http://vo.afteroffice.com/cgi-bin/vo/SID150698352ofxjydkism472.rdmmail.mail.vo
25	1	0.08%	http://www.esolutions.com.my/default.htm
26	1	0.08%	http://www.google.co.uk/search

Figure 2.27

Report 8 Agents (figure 2.28)

Top 15 of 51 Total User Agents		
#	Hits	User Agent
1	192	Mozilla/4.0 (compatible; MSIE 6.0; Windows NT 5.1; SV1)
2	152	Mozilla/4.0 (compatible; MSIE 6.0; Windows NT 5.1)
3	134	Mozilla/4.0 (compatible; MSIE 6.0; Windows NT 5.1; SV1; .NET
4	80	Mozilla/5.0 (X11; U; Linux i686; en-US; rv:1.7.10) Gecko/2005
5	76	Mozilla/5.0 (Macintosh; U; PPC Mac OS X Mach-O; en-US; rv:1.7
6	69	Mozilla/5.0 (Macintosh; U; PPC Mac OS X; en) AppleWebKit/416.
7	66	msnbot/1.0 (+http://search.msn.com/msnbot.htm)
8	64	Mozilla/4.0 (compatible; MSIE 6.0; Windows 98)
9	44	Mozilla/4.0 (compatible; MSIE 6.0; Windows NT 5.0; .NET CLR 1
10	42	Mozilla/5.0 (Windows; U; Windows NT 5.1; zh-CN; rv:1.8) Gecko
11	27	Mozilla/4.0 (compatible; MSIE 6.0; Windows NT 5.0; DigExt; .N
12	24	Mozilla/4.0 (compatible; MSIE 5.0; Mac_PowerPC)
13	24	Mozilla/4.0 (compatible; MSIE 6.0; Windows NT 5.0)
14	24	Mozilla/5.0 (Windows; U; Windows NT 5.1; en-GB; rv:1.7.12) Ge
15	23	Mozilla/5.0 (Windows; U; Windows NT 5.0; pl-PL; rv:1.7.12) Ge

figure 2.28 showed the top of use browsing application by user

Figure 2.28

Report 9 Countries (figure 2.29a & 2.29b)

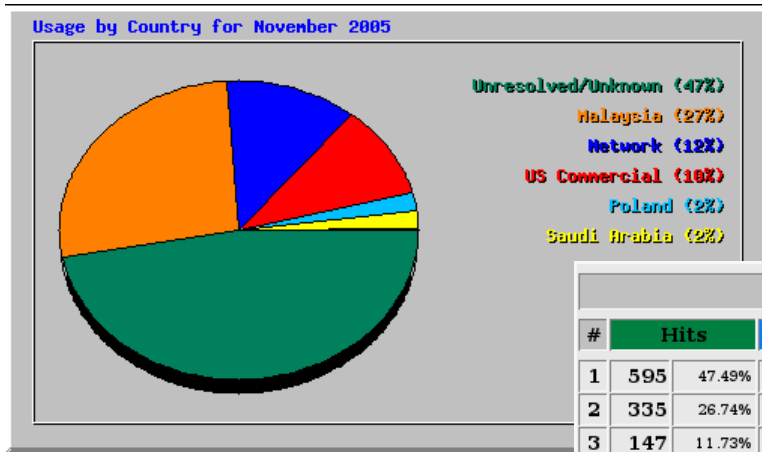


figure 2.29a & 2.29b showed the usage of user by countries

Figure 2.29a

Top 7 of 7 Total Countries						
#	Hits	Files	KBytes	Country		
1	595	450	926	Unresolved/Unknown		
2	335	223	447	Malaysia		
3	147	144	257	Network		
4	128	90	189	US Commercial		
5	23	21	44	Poland		
6	21	21	42	Saudi Arabia		
7	4	2	3	Seychelles		

Figure 2.29b

SMTP Settings

SMTP server settings

Features	Options	Recommend
Anti-virus	<input checked="" type="radio"/> On <input type="radio"/> Off	On
Allow high risk attachment types*	<input type="radio"/> Yes <input checked="" type="radio"/> No	No
Allow spoof email	<input type="radio"/> Yes <input checked="" type="radio"/> No	No
Allow email with empty Subject	<input type="radio"/> Yes <input checked="" type="radio"/> No	No
<input type="button" value="Update"/>		

* Attachment ends with the following extension:
 .ZIP, .BAS, .BAT, .CHM, .CMD, .COM, .DLL, .EXE, .HLP, .JAVA, .JS, .JSE, .LNK, .PIF, .PL, .REG, .SCR, .SHB, .SHS, .SSH, .VBS, .VBE, .WSF, .CPL

Figure 2.30

On figure 2.30, SMTP settings allow your mail outgoing server embed with these settings:

- **Anti Virus** (Recommended to enable)
- **Allow high risk attachment types** - if this option enable, your mail system will face a higher risk on email attacking. Hacker can attach executable file on email which allow user to execute (Recommended to disable)
- **Allow spoof email** (Recommended to disable) - **E-mail spoofing** is a term used to describe fraudulent email activity in which the sender address and other parts of the email header are altered to appear as though the email originated from a different source. E-mail spoofing is a technique commonly used for spam e-mail and phishing to hide the origin of an e-mail message.

FTP

FTP Account Information

Status:	enabled	}	Status of your FTP server	Note: FTP settings allowed you to view your FTP status and change of password for FTP login only
FTP server:	ftp.lookafter.com			
Alternate FTP server:	ftp.agnx.com			
Login name:	lookafter			
Login Password:	easy123			
Space quota:	15 MB			
Disk usage:	92.7 K			
Free space:	14.91 MB			

We recommend to use Open Source (Free) [FileZilla FTP client](http://filezilla.sourceforge.net), more info at: <http://filezilla.sourceforge.net>

Change FTP password

Change Password

Change your FTP login password here

Note:

1. FTP account here allow webmaster to update home page access via <http://www.lookafter.com> by using FTP client application.
2. Password is CASE SENSITIVE.
3. First file in FTP directory should be one of the following: default.htm, default.html, index.htm, index.html

Figure 2.31

HumanTouch

LookHumanTouch
New

[sales](#)
[marketing](#)
[Projector](#)



The list of your
existing
HumanTouch

Click here to add a
new HumanTouch

Title	Support	Title of this LookHumanTouch
User	bernard IT	When a guest click on LookHumanTouch link on your web site, the users listed on the right will be getting a private chat invitation through IM. The user must be online (login into LVO) to receive the IM. Type the user name only (without @lookafter.com), start each user name with new line.
Message	Online support required	The message to send when IM to all the user online.
LVO	humantouch @lookafter.com	The LookHumanTouch user will login as this AVO account. You may want to set this user's UCAR Group to Guest, and enable only Meeting functions for this account. This must be a valid AVO account.
Humanless		Go to this URL link when there is no one online. You may put up a help page, or an email return form for the guest to drop comment conveniently.
Room	<input type="checkbox"/> Create Private Room	Create a Private Room to accommodate every new incoming session
Public URL to LookHumanTouch:		
		http://vo.agnx.com/cgi-bin/vo/humantouch.user.vo?host=lookafter.com&profile=1193806224
Include the above link in your web site so that your guests may "talk" to you immediately.		
Test it now		
<input type="button" value="Save"/>		
<input type="button" value="Delete"/>		

Figure 2.32

Note: HumanTouch - online virtual support provided to all online customer.

- a) Name of HumanTouch You can have lots of HumanTouch on your web page (for sales support, technical support and etc.)
- b) User Who is the person(s) in charge (Support staff)
- c) What message will person in charge receive when there is a request from online customer
- d) LVO Group for the HumanTouch. Customer must be added to this group and provide access right in UCAR as a **guest** (Group = Mail Group) in order to get connected with person in charge
- e) Humanless when there is no online support staff, the request person (online customer) will lead to a page for fill up a form. The form will be forwarded to the email address which stated here.
- f) This is the link for your HumanTouch. You may embed this link on your web page to allowed customer get connected anytime, anywhere

- g) click **Test it now** to try out your HumanTouch settings
- h) **Save button** save the changes
- i) Delete the selected HumanTouch

Note: to delete any HumanTouch, you need to click (select) from the list, then click Delete button

More details on configure HumanTouch, you may refer to the message on HumanTouch setting page (figure 2.32).

Public Access

The screenshot shows a 'Public Access' configuration page. At the top, there is a table listing existing access points. Below this is a 'New access point' form with several fields and options. Callouts provide instructions for each part of the interface:

- Table:** A callout points to the 'ecatalogue' link in the first row, stating 'Click on this link to test out the settings'.
- Form:** A callout points to the 'Access name' field, stating 'Enter an Access name for new Access'.
- Form:** A callout points to the 'As user' dropdown menu, stating 'Whose the user to access to these accesses'.
- Form:** A callout points to the 'Access point' dropdown menu, stating 'setup the access point'.
- Form:** A callout points to the 'New' button at the bottom, stating 'fill up the New access point part and click here to add a new access point'.

Figure 2.33



To delete the selected Access

*Note: Normally this is a function for development or testing purpose.
Scenario – you may embed an public access link on your web page to allowed your prospect to test out the system (bear in mind that, please ensure the access rights for the public access before implement)*

Newsletter

Subscribe File List ?		
	Subscribe	Total Last email
1.	newsletter	7 tester1@test.com
[<i>New table</i>]		

Figure 2.34a

Subscribe File: newsletter						
	Date	Time	Email	IP	Name	
1.	DELETE	1/17/07	3:28:23 PM	fui@afteroffice.com	218.111.254.162	fui
2.	DELETE	1/17/07	5:16:06 PM	fui@after.com.my	218.111.254.162	sdfasdf
3.	DELETE	1/17/07	5:36:08 PM	test@test.com	202.133.100.70	test
4.	DELETE	1/17/07	7:20:21 PM	tester@test.com	202.133.100.70	
5.	DELETE	1/17/07	7:23:05 PM	tester1@tester.com	202.133.100.70	tester1
6.	DELETE	1/17/07	7:31:28 PM	tester2@test.com	202.133.100.70	
7.	DELETE	1/17/07	8:21:58 PM	tester1@test.com	202.133.100.70	

[List table](#) | [Bulk email](#) | [Export table](#) | [Clear all records](#)

Figure 2.34b

You may provide newsletter subscription to your customer (prospect). For more information on this feature, you may contact **AfterOffice** Sales and Marketing department.

Chapter 3: UCAR (User Control Access Right)

UCAR is a feature allow VOAdmin user restrict the accessibility of user(s). With this feature embedded, user will block from some restricted page of Virtual Office.

How the restriction work?

The user(s) can restrict by:

- Not giving user/group authorization
- Giving rights to the involved/right person only
- not enough privileged (level)

Below are the scenarios for above (table 3.1):

Not Authorized	General user will not have rights to visit VOAdmin/Mangerial page
Only Involved person	Only Sales person will have the rights to access the sales management tools
Not enough privileged	Salesperson cannot access to the Sales Manager control page under the sales management tools

Table 3.1

How to configure UCAR? Go to Virtual Office > Profile > Admin Task > UCAR

The screenshot shows the 'Access Control: Menu - Top Level Menu Access Control' interface. It features a table with columns for 'Task', 'Group', and 'Level'. The 'UCAR Settings' row is highlighted in yellow and shows checkboxes for various groups: support, storageadmin, info, admin, noprivilege, design, salesadmin, voadmin, and level 10. Other tasks listed include Home Menu, Webmail, Profile, Bulletin, Meeting, Tools, Storage, Calendar, Logout, Help, Compose message, Notepad, and Bookmark, each with similar group checkboxes and a level of 10.

Figure 3.1 show the homepage of UCAR

Figure 3.1

When Click on UCAR under **Admin Task**, you will able to find a panel on your left (figure 3.2)

Modules

- [Menu](#)
- [Antivirus](#)

- [Backup](#)
- [Bulletin](#)
- [Calendar](#)
- [Catalog](#)
- [Contact](#)
- [Contact2](#)

- [Flow](#)
- [Leave](#)
- [Logistic](#)
- [Meeting](#)
- [Profile](#)

- [Project2](#)
- [Sales](#)
- [SMS](#)
- [Storage](#)
- [UCAR](#)
- [WebDAV](#)
- [Webmail](#)
- [WebStats](#)

Here's are the modules of your Virtual Office. Click and enter to each module to configure the UCAR for any user/group.

Click here to configure the group (you may refer back to **chapter 2** figure 2.6 - 2.10)

[Group](#)

Figure 3.2

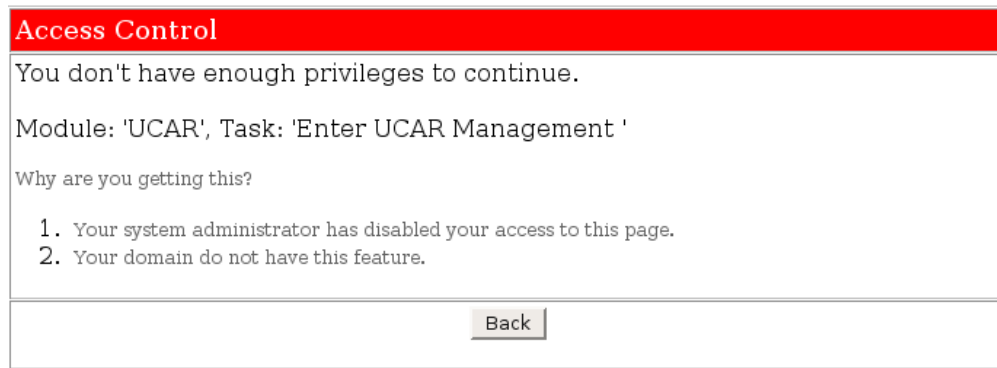


Figure 3.3

Note: If a user do not have the access right under particular page, the above message/notification (figure 3.3) will be display on screen.

UCAR Menu

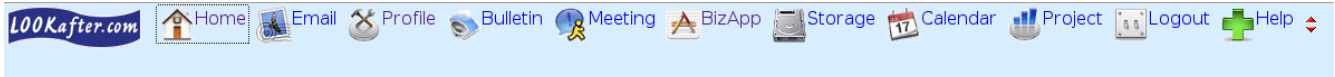


Figure 3.4

Figure 3.4 is the menu bar on VO page. Below are the UCAR control page for menu bar (figure 3.5):

Access Control: Menu - Top Level Menu Access Control ?

Task	Group	Level
UCAR Settings	<input type="checkbox"/> support <input type="checkbox"/> storageadmin <input type="checkbox"/> info <input type="checkbox"/> admin <input type="checkbox"/> noprivilege <input type="checkbox"/> design <input type="checkbox"/> salesadmin <input checked="" type="checkbox"/> voadmin <input type="checkbox"/> <input type="checkbox"/> ecat2 <input type="checkbox"/> ecat <input type="checkbox"/> director <input type="checkbox"/> user <input type="checkbox"/> marketing <input type="checkbox"/> guest	10
Home Menu	<input type="checkbox"/> support <input type="checkbox"/> storageadmin <input type="checkbox"/> info <input type="checkbox"/> admin <input checked="" type="checkbox"/> noprivilege <input type="checkbox"/> design <input type="checkbox"/> salesadmin <input type="checkbox"/> voadmin <input type="checkbox"/> <input type="checkbox"/> ecat2 <input type="checkbox"/> ecat <input checked="" type="checkbox"/> director <input checked="" type="checkbox"/> user <input type="checkbox"/> marketing <input type="checkbox"/> guest	10
Webmail	<input type="checkbox"/> support <input type="checkbox"/> storageadmin <input type="checkbox"/> info <input type="checkbox"/> admin <input checked="" type="checkbox"/> noprivilege <input type="checkbox"/> design <input checked="" type="checkbox"/> salesadmin <input type="checkbox"/> voadmin <input type="checkbox"/> <input type="checkbox"/> ecat2 <input type="checkbox"/> ecat <input checked="" type="checkbox"/> director <input checked="" type="checkbox"/> user <input type="checkbox"/> marketing <input type="checkbox"/> guest	10
Profile	<input type="checkbox"/> support <input type="checkbox"/> storageadmin <input type="checkbox"/> info <input type="checkbox"/> admin <input checked="" type="checkbox"/> noprivilege <input type="checkbox"/> design <input type="checkbox"/> salesadmin <input type="checkbox"/> voadmin <input type="checkbox"/> <input type="checkbox"/> ecat2 <input type="checkbox"/> ecat <input type="checkbox"/> director <input checked="" type="checkbox"/> user <input type="checkbox"/> marketing <input type="checkbox"/> guest	10
Bulletin	<input checked="" type="checkbox"/> support <input type="checkbox"/> storageadmin <input type="checkbox"/> info <input type="checkbox"/> admin <input checked="" type="checkbox"/> noprivilege <input type="checkbox"/> design <input checked="" type="checkbox"/> salesadmin <input type="checkbox"/> voadmin <input type="checkbox"/> <input type="checkbox"/> ecat2 <input type="checkbox"/> ecat <input type="checkbox"/> director <input checked="" type="checkbox"/> user <input type="checkbox"/> marketing <input type="checkbox"/> guest	10
Meeting	<input type="checkbox"/> support <input type="checkbox"/> storageadmin <input type="checkbox"/> info <input type="checkbox"/> admin <input checked="" type="checkbox"/> noprivilege <input type="checkbox"/> design <input type="checkbox"/> salesadmin <input type="checkbox"/> voadmin <input type="checkbox"/> <input type="checkbox"/> ecat2 <input type="checkbox"/> ecat <input type="checkbox"/> director <input checked="" type="checkbox"/> user <input type="checkbox"/> marketing <input type="checkbox"/> guest	10
Tools	<input type="checkbox"/> support <input type="checkbox"/> storageadmin <input type="checkbox"/> info <input type="checkbox"/> admin <input checked="" type="checkbox"/> noprivilege <input type="checkbox"/> design <input type="checkbox"/> salesadmin <input type="checkbox"/> voadmin <input type="checkbox"/> <input type="checkbox"/> ecat2 <input type="checkbox"/> ecat <input type="checkbox"/> director <input checked="" type="checkbox"/> user <input type="checkbox"/> marketing <input type="checkbox"/> guest	10
Storage	<input type="checkbox"/> support <input type="checkbox"/> storageadmin <input type="checkbox"/> info <input checked="" type="checkbox"/> admin <input checked="" type="checkbox"/> noprivilege <input type="checkbox"/> design <input checked="" type="checkbox"/> salesadmin <input checked="" type="checkbox"/> voadmin <input type="checkbox"/> <input type="checkbox"/> ecat2 <input checked="" type="checkbox"/> ecat <input checked="" type="checkbox"/> director <input checked="" type="checkbox"/> user <input type="checkbox"/> marketing <input checked="" type="checkbox"/> guest	10
Calendar	<input type="checkbox"/> support <input type="checkbox"/> storageadmin <input type="checkbox"/> info <input type="checkbox"/> admin <input checked="" type="checkbox"/> noprivilege <input type="checkbox"/> design <input type="checkbox"/> salesadmin <input type="checkbox"/> voadmin <input type="checkbox"/> <input type="checkbox"/> ecat2 <input type="checkbox"/> ecat <input type="checkbox"/> director <input checked="" type="checkbox"/> user <input type="checkbox"/> marketing <input type="checkbox"/> guest	10
Logout	<input type="checkbox"/> support <input type="checkbox"/> storageadmin <input type="checkbox"/> info <input type="checkbox"/> admin <input checked="" type="checkbox"/> noprivilege <input type="checkbox"/> design <input type="checkbox"/> salesadmin <input type="checkbox"/> voadmin <input type="checkbox"/> <input type="checkbox"/> ecat2 <input type="checkbox"/> ecat <input checked="" type="checkbox"/> director <input checked="" type="checkbox"/> user <input type="checkbox"/> marketing <input checked="" type="checkbox"/> guest	10
Help	<input type="checkbox"/> support <input type="checkbox"/> storageadmin <input type="checkbox"/> info <input type="checkbox"/> admin <input checked="" type="checkbox"/> noprivilege <input type="checkbox"/> design <input type="checkbox"/> salesadmin <input type="checkbox"/> voadmin <input type="checkbox"/> <input type="checkbox"/> ecat2 <input type="checkbox"/> ecat <input checked="" type="checkbox"/> director <input checked="" type="checkbox"/> user <input type="checkbox"/> marketing <input checked="" type="checkbox"/> guest	10
Compose message	<input type="checkbox"/> support <input type="checkbox"/> storageadmin <input type="checkbox"/> info <input type="checkbox"/> admin <input checked="" type="checkbox"/> noprivilege <input type="checkbox"/> design <input type="checkbox"/> salesadmin <input type="checkbox"/> voadmin <input type="checkbox"/> <input type="checkbox"/> ecat2 <input type="checkbox"/> ecat <input type="checkbox"/> director <input checked="" type="checkbox"/> user <input type="checkbox"/> marketing <input type="checkbox"/> guest	10
Notepad	<input type="checkbox"/> support <input type="checkbox"/> storageadmin <input type="checkbox"/> info <input type="checkbox"/> admin <input checked="" type="checkbox"/> noprivilege <input type="checkbox"/> design <input type="checkbox"/> salesadmin <input type="checkbox"/> voadmin <input type="checkbox"/> <input type="checkbox"/> ecat2 <input type="checkbox"/> ecat <input type="checkbox"/> director <input checked="" type="checkbox"/> user <input type="checkbox"/> marketing <input type="checkbox"/> guest	10
Bookmark	<input type="checkbox"/> support <input type="checkbox"/> storageadmin <input type="checkbox"/> info <input type="checkbox"/> admin <input checked="" type="checkbox"/> noprivilege <input type="checkbox"/> design <input type="checkbox"/> salesadmin <input type="checkbox"/> voadmin <input type="checkbox"/> <input type="checkbox"/> ecat2 <input type="checkbox"/> ecat <input type="checkbox"/> director <input checked="" type="checkbox"/> user <input type="checkbox"/> marketing <input type="checkbox"/> guest	10
Calculator	<input type="checkbox"/> support <input type="checkbox"/> storageadmin <input type="checkbox"/> info <input type="checkbox"/> admin <input checked="" type="checkbox"/> noprivilege <input type="checkbox"/> design <input type="checkbox"/> salesadmin <input type="checkbox"/> voadmin <input type="checkbox"/> <input type="checkbox"/> ecat2 <input type="checkbox"/> ecat <input type="checkbox"/> director <input checked="" type="checkbox"/> user <input type="checkbox"/> marketing <input type="checkbox"/> guest	10
Contact	<input type="checkbox"/> support <input type="checkbox"/> storageadmin <input type="checkbox"/> info <input type="checkbox"/> admin <input checked="" type="checkbox"/> noprivilege <input type="checkbox"/> design <input type="checkbox"/> salesadmin <input type="checkbox"/> voadmin <input type="checkbox"/> <input type="checkbox"/> ecat2 <input type="checkbox"/> ecat <input type="checkbox"/> director <input checked="" type="checkbox"/> user <input type="checkbox"/> marketing <input type="checkbox"/> guest	10
Project Manager	<input type="checkbox"/> support <input type="checkbox"/> storageadmin <input type="checkbox"/> info <input type="checkbox"/> admin <input checked="" type="checkbox"/> noprivilege <input type="checkbox"/> design <input type="checkbox"/> salesadmin <input checked="" type="checkbox"/> voadmin <input type="checkbox"/> <input type="checkbox"/> ecat2 <input type="checkbox"/> ecat <input checked="" type="checkbox"/> director <input checked="" type="checkbox"/> user <input checked="" type="checkbox"/> marketing <input type="checkbox"/> guest	10

Save Reset

Figure 3.5



user group must be selected in order to allow the particular module's icon appear on menu bar

The settings on Menu UCAR (figure 3.5) will affect the layout of the menu bar (figure 3.4). If one of this option is deselected from any user group, this group will not find the module/feature icon on the menu bar.


















 UCAR Settings	Which group of user allow to configure UCAR settings
 Home Menu	Which selected group will be able to find the Home menu icon on the menu bar
 Webmail	Which group of user will allow to access webmail
 Profile	Selected user group allow to access Profile configuration page
 Bulletin	Selected user group allowed to visit Bulletin page and use the function under this module
 Meeting	Selected user group allowed to visit Meeting page and use the function under this module
 Tools	Selected user group allowed to use the functions under Tools such as Notepad, Bookmarks, Contacts and Calculator
 Storage	Selected user group allowed to access Storage Center page and use the function under this module
 Calendar	Selected user group allowed to access Calendar page and use the function under this module
 Logout	This is a must for all VO user. If this selection is unchecked, user will not be able to log out from the system until timeout
 Help	Selected user group will allow to access help page of VO
 Compose message	Selected user group allowed to access to message composing page
 Notepad	Selected user group allowed to utilized the function of Notepad under VO
 Bookmark	Selected user group allowed to utilized the function of Bookmarks under VO
 Calculator	Selected user group allowed to utilized the function of Calculator under VO
 Contact	Selected user group allowed to utilized the function of Contact Book under VO
 Project Manager	Selected user group allowed to utilized the function of Project Manager under VO

Table 3.2



*Level – This column allow you to set the access level. If the user do not have enough level (privileged), this user will blocked to access particular page or perform particular activity. Default value is 10.
Scenario: user A was under Group Sales. Group Sales was given rights to access Profile module. The level for access Profile is set to 5 but user A was set to level 10, therefore user A blocked to access Profile. (The lesser value have greater accessibility)*

UCAR Anti-Virus

Access Control: Antivirus - General Control ?

Task	Group	Level
Manage UCAR	<input type="checkbox"/> support <input type="checkbox"/> storageadmin <input type="checkbox"/> info <input checked="" type="checkbox"/> admin <input type="checkbox"/> noprivilege <input type="checkbox"/> design <input type="checkbox"/> salesadmin <input checked="" type="checkbox"/> voadmin <input type="checkbox"/> <input type="checkbox"/> ecat2 <input type="checkbox"/> ecat <input type="checkbox"/> director <input type="checkbox"/> user <input type="checkbox"/> marketing <input type="checkbox"/> guest	1
Manage Antivirus Options	<input type="checkbox"/> support <input type="checkbox"/> storageadmin <input type="checkbox"/> info <input type="checkbox"/> admin <input type="checkbox"/> noprivilege <input type="checkbox"/> design <input type="checkbox"/> salesadmin <input checked="" type="checkbox"/> voadmin <input type="checkbox"/> <input type="checkbox"/> ecat2 <input type="checkbox"/> ecat <input type="checkbox"/> director <input checked="" type="checkbox"/> user <input type="checkbox"/> marketing <input type="checkbox"/> guest	10

Figure 3.6

Figure 3.6 show the UCAR setting for Anti-Virus.

Manage UCAR	Selected user group allowed to configure the UCAR settings for Anti-Virus module
Manage Antivirus Options	Selected user group allowed to configure the settings for Anti-Virus module

Table 3.3

UCAR Backup

Access Control: Backup - Backup ?

Task	Group	Level
Manage Backup Access	<input type="checkbox"/> support <input type="checkbox"/> storageadmin <input type="checkbox"/> info <input checked="" type="checkbox"/> admin <input type="checkbox"/> noprivilege <input type="checkbox"/> design <input type="checkbox"/> salesadmin <input checked="" type="checkbox"/> <input checked="" type="checkbox"/> voadmin <input type="checkbox"/> ecat2 <input type="checkbox"/> ecat <input type="checkbox"/> director <input type="checkbox"/> user <input type="checkbox"/> marketing <input type="checkbox"/> guest	1
Use Storage Backup Client "StorageSync"	<input type="checkbox"/> support <input type="checkbox"/> storageadmin <input type="checkbox"/> info <input type="checkbox"/> admin <input type="checkbox"/> noprivilege <input type="checkbox"/> design <input type="checkbox"/> salesadmin <input checked="" type="checkbox"/> <input checked="" type="checkbox"/> voadmin <input type="checkbox"/> ecat2 <input type="checkbox"/> ecat <input type="checkbox"/> director <input checked="" type="checkbox"/> user <input type="checkbox"/> marketing <input type="checkbox"/> guest	10
Manage Server Backup (not available)	<input type="checkbox"/> support <input type="checkbox"/> storageadmin <input type="checkbox"/> info <input checked="" type="checkbox"/> admin <input type="checkbox"/> noprivilege <input type="checkbox"/> design <input type="checkbox"/> salesadmin <input checked="" type="checkbox"/> <input checked="" type="checkbox"/> voadmin <input type="checkbox"/> ecat2 <input type="checkbox"/> ecat <input type="checkbox"/> director <input type="checkbox"/> user <input type="checkbox"/> marketing <input type="checkbox"/> guest	1

Figure 3.7

Figure 3.7 showed the UCAR page for Backup.

Manage Backup Access	Selected user group allowed to perform UCAR settings for backup feature
Use Storage Backup Client "StorageSync"	Selected group allowed to use the Backup tools called StorageSynce which powered by AfterOffice
Manage Server Backup	This function is not available

Table 3.4

UCAR Bulletin

Access Control: Bulletin - Bulletin General Control ?

Task	Group	Level
Bulletin UCAR Setting	<input type="checkbox"/> support <input type="checkbox"/> storageadmin <input type="checkbox"/> info <input checked="" type="checkbox"/> admin <input type="checkbox"/> noprivilege <input type="checkbox"/> design <input type="checkbox"/> salesadmin <input checked="" type="checkbox"/> voadmin <input type="checkbox"/> <input type="checkbox"/> ecat2 <input type="checkbox"/> ecat <input type="checkbox"/> director <input type="checkbox"/> user <input type="checkbox"/> marketing <input type="checkbox"/> guest	10
Access Bulletin	<input checked="" type="checkbox"/> support <input type="checkbox"/> storageadmin <input type="checkbox"/> info <input type="checkbox"/> admin <input type="checkbox"/> noprivilege <input type="checkbox"/> design <input type="checkbox"/> salesadmin <input checked="" type="checkbox"/> voadmin <input type="checkbox"/> <input type="checkbox"/> ecat2 <input type="checkbox"/> ecat <input type="checkbox"/> director <input checked="" type="checkbox"/> user <input type="checkbox"/> marketing <input type="checkbox"/> guest	10
Create Forum	<input checked="" type="checkbox"/> support <input type="checkbox"/> storageadmin <input type="checkbox"/> info <input checked="" type="checkbox"/> admin <input type="checkbox"/> noprivilege <input type="checkbox"/> design <input type="checkbox"/> salesadmin <input checked="" type="checkbox"/> voadmin <input type="checkbox"/> <input type="checkbox"/> ecat2 <input type="checkbox"/> ecat <input type="checkbox"/> director <input checked="" type="checkbox"/> user <input type="checkbox"/> marketing <input type="checkbox"/> guest	10
Browse Private forum	<input checked="" type="checkbox"/> support <input type="checkbox"/> storageadmin <input type="checkbox"/> info <input checked="" type="checkbox"/> admin <input type="checkbox"/> noprivilege <input type="checkbox"/> design <input type="checkbox"/> salesadmin <input checked="" type="checkbox"/> voadmin <input type="checkbox"/> <input type="checkbox"/> ecat2 <input type="checkbox"/> ecat <input type="checkbox"/> director <input checked="" type="checkbox"/> user <input type="checkbox"/> marketing <input checked="" type="checkbox"/> guest	10
Browse Public forum	<input checked="" type="checkbox"/> support <input type="checkbox"/> storageadmin <input type="checkbox"/> info <input checked="" type="checkbox"/> admin <input type="checkbox"/> noprivilege <input type="checkbox"/> design <input type="checkbox"/> salesadmin <input checked="" type="checkbox"/> voadmin <input type="checkbox"/> <input type="checkbox"/> ecat2 <input type="checkbox"/> ecat <input type="checkbox"/> director <input checked="" type="checkbox"/> user <input type="checkbox"/> marketing <input checked="" type="checkbox"/> guest	10
Modurate forum	<input checked="" type="checkbox"/> support <input type="checkbox"/> storageadmin <input type="checkbox"/> info <input checked="" type="checkbox"/> admin <input type="checkbox"/> noprivilege <input type="checkbox"/> design <input type="checkbox"/> salesadmin <input checked="" type="checkbox"/> voadmin <input type="checkbox"/> <input type="checkbox"/> ecat2 <input type="checkbox"/> ecat <input type="checkbox"/> director <input checked="" type="checkbox"/> user <input type="checkbox"/> marketing <input type="checkbox"/> guest	10

Figure 3.8

Figure 3.8 showed the UCAR settings page for Bulletin.

Bulletin UCAR Setting	Selected user group allowed to configure the UCAR settings for Bulletin
Access Bulletin	Selected user group allowed to access Bulletin
Create Forum	Selected user group allowed to create forum
Browse Private forum	Selected user group allowed to browse all existing private forum
Browse Public forum	Selected user group allowed to browse all existing public forum
Moderate forum	Selected user group will become Moderator for the forum

Table 3.5

UCAR Calendar

Access Control: Calendar - Calendar ?

Task	Group	Level
UCAR Setting	<input type="checkbox"/> support <input type="checkbox"/> storageadmin <input type="checkbox"/> info <input checked="" type="checkbox"/> admin <input type="checkbox"/> noprivilege <input type="checkbox"/> design <input type="checkbox"/> salesadmin <input checked="" type="checkbox"/> voadmin <input type="checkbox"/> ecat2 <input type="checkbox"/> ecat <input type="checkbox"/> director <input type="checkbox"/> user <input type="checkbox"/> marketing <input checked="" type="checkbox"/> guest	1
Access Calendar	<input type="checkbox"/> support <input type="checkbox"/> storageadmin <input type="checkbox"/> info <input type="checkbox"/> admin <input type="checkbox"/> noprivilege <input type="checkbox"/> design <input type="checkbox"/> salesadmin <input checked="" type="checkbox"/> voadmin <input type="checkbox"/> ecat2 <input type="checkbox"/> ecat <input type="checkbox"/> director <input checked="" type="checkbox"/> user <input type="checkbox"/> marketing <input type="checkbox"/> guest	10
Create new calendar	<input type="checkbox"/> support <input type="checkbox"/> storageadmin <input type="checkbox"/> info <input type="checkbox"/> admin <input type="checkbox"/> noprivilege <input type="checkbox"/> design <input type="checkbox"/> salesadmin <input checked="" type="checkbox"/> voadmin <input type="checkbox"/> ecat2 <input type="checkbox"/> ecat <input type="checkbox"/> director <input checked="" type="checkbox"/> user <input type="checkbox"/> marketing <input checked="" type="checkbox"/> guest	10
Delete calendar	<input type="checkbox"/> support <input type="checkbox"/> storageadmin <input type="checkbox"/> info <input type="checkbox"/> admin <input type="checkbox"/> noprivilege <input type="checkbox"/> design <input type="checkbox"/> salesadmin <input checked="" type="checkbox"/> voadmin <input type="checkbox"/> ecat2 <input type="checkbox"/> ecat <input type="checkbox"/> director <input checked="" type="checkbox"/> user <input type="checkbox"/> marketing <input type="checkbox"/> guest	10
Add new item	<input type="checkbox"/> support <input type="checkbox"/> storageadmin <input type="checkbox"/> info <input type="checkbox"/> admin <input type="checkbox"/> noprivilege <input type="checkbox"/> design <input type="checkbox"/> salesadmin <input checked="" type="checkbox"/> voadmin <input type="checkbox"/> ecat2 <input type="checkbox"/> ecat <input type="checkbox"/> director <input checked="" type="checkbox"/> user <input type="checkbox"/> marketing <input checked="" type="checkbox"/> guest	10
Use sharing	<input type="checkbox"/> support <input type="checkbox"/> storageadmin <input type="checkbox"/> info <input type="checkbox"/> admin <input type="checkbox"/> noprivilege <input type="checkbox"/> design <input type="checkbox"/> salesadmin <input checked="" type="checkbox"/> voadmin <input type="checkbox"/> ecat2 <input type="checkbox"/> ecat <input type="checkbox"/> director <input checked="" type="checkbox"/> user <input type="checkbox"/> marketing <input checked="" type="checkbox"/> guest	10

Figure 3.9

Figure 3.9 showed the UCAR configuration page of Calendar

UCAR Setting	Selected user group allowed to configure the UCAR settings for Calendar
Access Calendar	Selected user group allowed to access Calendar
Create new calendar	Selected user group allowed to Create a new calendar
Delete calendar	Selected user group allowed to delete an existing calendar
Add new item	Selected user group allowed to add new item (events)
Use Sharing	Selected user group allowed to use the calendar sharing features

Table 3.6

UCAR e-Catalog

Access Control: Catalogue - eCatalogue General Control ?											
Task	Group										Level
Manage Catalog UCAR	<input type="checkbox"/> support	<input type="checkbox"/> storageadmin	<input type="checkbox"/> info	<input checked="" type="checkbox"/> admin	<input type="checkbox"/> noprivilege	<input type="checkbox"/> design	<input type="checkbox"/> salesadmin	<input checked="" type="checkbox"/> voadmin	<input type="checkbox"/>	<input type="checkbox"/>	10
	<input type="checkbox"/> ecat2	<input type="checkbox"/> ecat	<input type="checkbox"/> director	<input checked="" type="checkbox"/> user	<input type="checkbox"/> marketing	<input type="checkbox"/> guest					
Admin Access	<input type="checkbox"/> support	<input type="checkbox"/> storageadmin	<input type="checkbox"/> info	<input checked="" type="checkbox"/> admin	<input type="checkbox"/> noprivilege	<input type="checkbox"/> design	<input type="checkbox"/> salesadmin	<input checked="" type="checkbox"/> voadmin	<input checked="" type="checkbox"/>	<input checked="" type="checkbox"/>	10
	<input type="checkbox"/> ecat2	<input type="checkbox"/> ecat	<input type="checkbox"/> director	<input checked="" type="checkbox"/> user	<input type="checkbox"/> marketing	<input checked="" type="checkbox"/> guest					
Use and access	<input type="checkbox"/> support	<input type="checkbox"/> storageadmin	<input type="checkbox"/> info	<input checked="" type="checkbox"/> admin	<input type="checkbox"/> noprivilege	<input type="checkbox"/> design	<input type="checkbox"/> salesadmin	<input checked="" type="checkbox"/> voadmin	<input checked="" type="checkbox"/>	<input checked="" type="checkbox"/>	10
	<input type="checkbox"/> ecat2	<input type="checkbox"/> ecat	<input type="checkbox"/> director	<input checked="" type="checkbox"/> user	<input type="checkbox"/> marketing	<input checked="" type="checkbox"/> guest					
Sub-category detail	<input type="checkbox"/> support	<input type="checkbox"/> storageadmin	<input type="checkbox"/> info	<input checked="" type="checkbox"/> admin	<input type="checkbox"/> noprivilege	<input type="checkbox"/> design	<input type="checkbox"/> salesadmin	<input checked="" type="checkbox"/> voadmin	<input checked="" type="checkbox"/>	<input checked="" type="checkbox"/>	10
	<input type="checkbox"/> ecat2	<input type="checkbox"/> ecat	<input type="checkbox"/> director	<input checked="" type="checkbox"/> user	<input type="checkbox"/> marketing	<input checked="" type="checkbox"/> guest					
Creat sub-category	<input type="checkbox"/> support	<input type="checkbox"/> storageadmin	<input type="checkbox"/> info	<input checked="" type="checkbox"/> admin	<input type="checkbox"/> noprivilege	<input type="checkbox"/> design	<input type="checkbox"/> salesadmin	<input checked="" type="checkbox"/> voadmin	<input checked="" type="checkbox"/>	<input checked="" type="checkbox"/>	10
	<input type="checkbox"/> ecat2	<input type="checkbox"/> ecat	<input type="checkbox"/> director	<input checked="" type="checkbox"/> user	<input type="checkbox"/> marketing	<input checked="" type="checkbox"/> guest					
Edit sub-category	<input type="checkbox"/> support	<input type="checkbox"/> storageadmin	<input type="checkbox"/> info	<input checked="" type="checkbox"/> admin	<input type="checkbox"/> noprivilege	<input type="checkbox"/> design	<input type="checkbox"/> salesadmin	<input checked="" type="checkbox"/> voadmin	<input checked="" type="checkbox"/>	<input checked="" type="checkbox"/>	10
	<input type="checkbox"/> ecat2	<input type="checkbox"/> ecat	<input type="checkbox"/> director	<input checked="" type="checkbox"/> user	<input type="checkbox"/> marketing	<input checked="" type="checkbox"/> guest					
Delete category	<input type="checkbox"/> support	<input type="checkbox"/> storageadmin	<input type="checkbox"/> info	<input checked="" type="checkbox"/> admin	<input type="checkbox"/> noprivilege	<input type="checkbox"/> design	<input type="checkbox"/> salesadmin	<input checked="" type="checkbox"/> voadmin	<input checked="" type="checkbox"/>	<input checked="" type="checkbox"/>	10
	<input type="checkbox"/> ecat2	<input type="checkbox"/> ecat	<input type="checkbox"/> director	<input checked="" type="checkbox"/> user	<input type="checkbox"/> marketing	<input checked="" type="checkbox"/> guest					
Category Item	<input type="checkbox"/> support	<input type="checkbox"/> storageadmin	<input type="checkbox"/> info	<input checked="" type="checkbox"/> admin	<input type="checkbox"/> noprivilege	<input type="checkbox"/> design	<input type="checkbox"/> salesadmin	<input checked="" type="checkbox"/> voadmin	<input checked="" type="checkbox"/>	<input checked="" type="checkbox"/>	10
	<input type="checkbox"/> ecat2	<input type="checkbox"/> ecat	<input type="checkbox"/> director	<input checked="" type="checkbox"/> user	<input type="checkbox"/> marketing	<input checked="" type="checkbox"/> guest					
Catalog detail	<input type="checkbox"/> support	<input type="checkbox"/> storageadmin	<input type="checkbox"/> info	<input checked="" type="checkbox"/> admin	<input type="checkbox"/> noprivilege	<input type="checkbox"/> design	<input type="checkbox"/> salesadmin	<input checked="" type="checkbox"/> voadmin	<input checked="" type="checkbox"/>	<input checked="" type="checkbox"/>	10
	<input type="checkbox"/> ecat2	<input type="checkbox"/> ecat	<input type="checkbox"/> director	<input checked="" type="checkbox"/> user	<input type="checkbox"/> marketing	<input checked="" type="checkbox"/> guest					
Create Item	<input type="checkbox"/> support	<input type="checkbox"/> storageadmin	<input type="checkbox"/> info	<input checked="" type="checkbox"/> admin	<input type="checkbox"/> noprivilege	<input type="checkbox"/> design	<input type="checkbox"/> salesadmin	<input checked="" type="checkbox"/> voadmin	<input checked="" type="checkbox"/>	<input checked="" type="checkbox"/>	10
	<input type="checkbox"/> ecat2	<input type="checkbox"/> ecat	<input type="checkbox"/> director	<input checked="" type="checkbox"/> user	<input type="checkbox"/> marketing	<input checked="" type="checkbox"/> guest					
Edit item	<input type="checkbox"/> support	<input type="checkbox"/> storageadmin	<input type="checkbox"/> info	<input checked="" type="checkbox"/> admin	<input type="checkbox"/> noprivilege	<input type="checkbox"/> design	<input type="checkbox"/> salesadmin	<input checked="" type="checkbox"/> voadmin	<input checked="" type="checkbox"/>	<input checked="" type="checkbox"/>	10
	<input type="checkbox"/> ecat2	<input type="checkbox"/> ecat	<input type="checkbox"/> director	<input checked="" type="checkbox"/> user	<input type="checkbox"/> marketing	<input checked="" type="checkbox"/> guest					
Delete item	<input type="checkbox"/> support	<input type="checkbox"/> storageadmin	<input type="checkbox"/> info	<input checked="" type="checkbox"/> admin	<input type="checkbox"/> noprivilege	<input type="checkbox"/> design	<input type="checkbox"/> salesadmin	<input checked="" type="checkbox"/> voadmin	<input checked="" type="checkbox"/>	<input checked="" type="checkbox"/>	10
	<input type="checkbox"/> ecat2	<input type="checkbox"/> ecat	<input type="checkbox"/> director	<input checked="" type="checkbox"/> user	<input type="checkbox"/> marketing	<input checked="" type="checkbox"/> guest					
View User	<input type="checkbox"/> support	<input type="checkbox"/> storageadmin	<input type="checkbox"/> info	<input checked="" type="checkbox"/> admin	<input type="checkbox"/> noprivilege	<input type="checkbox"/> design	<input type="checkbox"/> salesadmin	<input checked="" type="checkbox"/> voadmin	<input type="checkbox"/>	<input type="checkbox"/>	10
	<input type="checkbox"/> ecat2	<input type="checkbox"/> ecat	<input type="checkbox"/> director	<input checked="" type="checkbox"/> user	<input type="checkbox"/> marketing	<input checked="" type="checkbox"/> guest					
View User Detail	<input type="checkbox"/> support	<input type="checkbox"/> storageadmin	<input type="checkbox"/> info	<input checked="" type="checkbox"/> admin	<input type="checkbox"/> noprivilege	<input type="checkbox"/> design	<input type="checkbox"/> salesadmin	<input checked="" type="checkbox"/> voadmin	<input type="checkbox"/>	<input type="checkbox"/>	10
	<input type="checkbox"/> ecat2	<input type="checkbox"/> ecat	<input type="checkbox"/> director	<input checked="" type="checkbox"/> user	<input type="checkbox"/> marketing	<input checked="" type="checkbox"/> guest					
Search for User	<input type="checkbox"/> support	<input type="checkbox"/> storageadmin	<input type="checkbox"/> info	<input checked="" type="checkbox"/> admin	<input type="checkbox"/> noprivilege	<input type="checkbox"/> design	<input type="checkbox"/> salesadmin	<input type="checkbox"/> voadmin	<input type="checkbox"/>	<input type="checkbox"/>	10
	<input type="checkbox"/> ecat2	<input type="checkbox"/> ecat	<input type="checkbox"/> director	<input checked="" type="checkbox"/> user	<input type="checkbox"/> marketing	<input checked="" type="checkbox"/> guest					
B2C	<input type="checkbox"/> support	<input type="checkbox"/> storageadmin	<input type="checkbox"/> info	<input checked="" type="checkbox"/> admin	<input type="checkbox"/> noprivilege	<input type="checkbox"/> design	<input type="checkbox"/> salesadmin	<input checked="" type="checkbox"/> voadmin	<input type="checkbox"/>	<input type="checkbox"/>	10
	<input type="checkbox"/> ecat2	<input type="checkbox"/> ecat	<input type="checkbox"/> director	<input checked="" type="checkbox"/> user	<input type="checkbox"/> marketing	<input checked="" type="checkbox"/> guest					
B2B Setting	<input type="checkbox"/> support	<input type="checkbox"/> storageadmin	<input type="checkbox"/> info	<input checked="" type="checkbox"/> admin	<input type="checkbox"/> noprivilege	<input type="checkbox"/> design	<input type="checkbox"/> salesadmin	<input checked="" type="checkbox"/> voadmin	<input type="checkbox"/>	<input type="checkbox"/>	10
	<input type="checkbox"/> ecat2	<input type="checkbox"/> ecat	<input type="checkbox"/> director	<input checked="" type="checkbox"/> user	<input type="checkbox"/> marketing	<input checked="" type="checkbox"/> guest					
B2B Group	<input type="checkbox"/> support	<input type="checkbox"/> storageadmin	<input type="checkbox"/> info	<input checked="" type="checkbox"/> admin	<input type="checkbox"/> noprivilege	<input type="checkbox"/> design	<input type="checkbox"/> salesadmin	<input checked="" type="checkbox"/> voadmin	<input type="checkbox"/>	<input type="checkbox"/>	10
	<input type="checkbox"/> ecat2	<input type="checkbox"/> ecat	<input type="checkbox"/> director	<input checked="" type="checkbox"/> user	<input type="checkbox"/> marketing	<input checked="" type="checkbox"/> guest					
B2B Member	<input type="checkbox"/> support	<input type="checkbox"/> storageadmin	<input type="checkbox"/> info	<input checked="" type="checkbox"/> admin	<input type="checkbox"/> noprivilege	<input type="checkbox"/> design	<input type="checkbox"/> salesadmin	<input checked="" type="checkbox"/> voadmin	<input type="checkbox"/>	<input type="checkbox"/>	10
	<input type="checkbox"/> ecat2	<input type="checkbox"/> ecat	<input type="checkbox"/> director	<input checked="" type="checkbox"/> user	<input type="checkbox"/> marketing	<input checked="" type="checkbox"/> guest					
Create B2B Member	<input type="checkbox"/> support	<input type="checkbox"/> storageadmin	<input type="checkbox"/> info	<input checked="" type="checkbox"/> admin	<input type="checkbox"/> noprivilege	<input type="checkbox"/> design	<input type="checkbox"/> salesadmin	<input checked="" type="checkbox"/> voadmin	<input type="checkbox"/>	<input type="checkbox"/>	10
	<input type="checkbox"/> ecat2	<input type="checkbox"/> ecat	<input type="checkbox"/> director	<input checked="" type="checkbox"/> user	<input type="checkbox"/> marketing	<input checked="" type="checkbox"/> guest					
Edit B2B Member	<input type="checkbox"/> support	<input type="checkbox"/> storageadmin	<input type="checkbox"/> info	<input checked="" type="checkbox"/> admin	<input type="checkbox"/> noprivilege	<input type="checkbox"/> design	<input type="checkbox"/> salesadmin	<input checked="" type="checkbox"/> voadmin	<input type="checkbox"/>	<input type="checkbox"/>	10
	<input type="checkbox"/> ecat2	<input type="checkbox"/> ecat	<input type="checkbox"/> director	<input checked="" type="checkbox"/> user	<input type="checkbox"/> marketing	<input checked="" type="checkbox"/> guest					
Delete B2B Member	<input type="checkbox"/> support	<input type="checkbox"/> storageadmin	<input type="checkbox"/> info	<input checked="" type="checkbox"/> admin	<input type="checkbox"/> noprivilege	<input type="checkbox"/> design	<input type="checkbox"/> salesadmin	<input checked="" type="checkbox"/> voadmin	<input type="checkbox"/>	<input type="checkbox"/>	10
	<input type="checkbox"/> ecat2	<input type="checkbox"/> ecat	<input type="checkbox"/> director	<input checked="" type="checkbox"/> user	<input type="checkbox"/> marketing	<input checked="" type="checkbox"/> guest					

Figure 3.10

Figure 3.10 showed the UCAR configuration page for e-Catalog. The functionality for e-Catalog UCAR is on table 3.7.


 Manage Catalog UCAR	Selected user group allowed to perform the UCAR configuration
Admin access	Selected user group will have the Admin access right to this module
Use and access	Selected user group allowed to use and access this module
Sub-Category Details	Selected user group allowed to view and manage the sub-category(s) details
Create Sub-category	Selected user group allowed to create new sub-category for e-Catalog
Edit Sub-Category	Selected user group allowed to edit the details for sub-category
Delete Category	Selected user group allowed to delete desired category
Category Item	Selected user group allowed to view and manage the Category Item
Catalog Details	Selected user group allowed to view and manage the Catalog details
Create Item	Selected user group allowed to create item for e-Catalog
Edit item	Selected user group allowed to edit and existing item
Delete item	Selected user group allowed to delete and existing item
View user	Selected user group allowed to view all online user activity
View user detail	Selected user group allowed to view all user details
Search user	Selected user group allowed to search for desire user
B2C	Selected user group have access to B2C module
B2B Setting	Selected user group allowed to configure B2B settings
B2B Group	Selected user group allowed to view and manage B2B group
B2B member	Selected user group allowed to view and manage B2B member
Create B2B member	Selected user group allowed to create new B2B member
Edit B2B member	Selected user group allowed to edit existing B2B member's detail
Delete B2B member	Selected user group allowed to delete existing B2B member

Table 3.7

UCAR Contact (Address Book)

Access Control: Contact - Contact Manager ?		
Task	Group	Level
UCAR Setting	<input type="checkbox"/> support <input type="checkbox"/> storageadmin <input type="checkbox"/> info <input checked="" type="checkbox"/> admin <input type="checkbox"/> noprivilege <input type="checkbox"/> design <input type="checkbox"/> salesadmin <input checked="" type="checkbox"/> voadmin <input type="checkbox"/> ecat2 <input type="checkbox"/> ecat <input type="checkbox"/> director <input type="checkbox"/> user <input type="checkbox"/> marketing <input checked="" type="checkbox"/> guest	1
Access Contact Manager	<input type="checkbox"/> support <input type="checkbox"/> storageadmin <input type="checkbox"/> info <input type="checkbox"/> admin <input type="checkbox"/> noprivilege <input type="checkbox"/> design <input type="checkbox"/> salesadmin <input checked="" type="checkbox"/> voadmin <input type="checkbox"/> ecat2 <input type="checkbox"/> ecat <input type="checkbox"/> director <input checked="" type="checkbox"/> user <input type="checkbox"/> marketing <input type="checkbox"/> guest	10
Create new record	<input type="checkbox"/> support <input type="checkbox"/> storageadmin <input type="checkbox"/> info <input type="checkbox"/> admin <input type="checkbox"/> noprivilege <input type="checkbox"/> design <input type="checkbox"/> salesadmin <input checked="" type="checkbox"/> voadmin <input type="checkbox"/> ecat2 <input type="checkbox"/> ecat <input type="checkbox"/> director <input checked="" type="checkbox"/> user <input type="checkbox"/> marketing <input checked="" type="checkbox"/> guest	10
Import records	<input type="checkbox"/> support <input type="checkbox"/> storageadmin <input type="checkbox"/> info <input type="checkbox"/> admin <input type="checkbox"/> noprivilege <input type="checkbox"/> design <input type="checkbox"/> salesadmin <input checked="" type="checkbox"/> voadmin <input type="checkbox"/> ecat2 <input type="checkbox"/> ecat <input type="checkbox"/> director <input checked="" type="checkbox"/> user <input type="checkbox"/> marketing <input checked="" type="checkbox"/> guest	10
Export records	<input type="checkbox"/> support <input type="checkbox"/> storageadmin <input type="checkbox"/> info <input type="checkbox"/> admin <input type="checkbox"/> noprivilege <input type="checkbox"/> design <input type="checkbox"/> salesadmin <input checked="" type="checkbox"/> voadmin <input type="checkbox"/> ecat2 <input type="checkbox"/> ecat <input type="checkbox"/> director <input checked="" type="checkbox"/> user <input type="checkbox"/> marketing <input checked="" type="checkbox"/> guest	10

Figure 3.11

Figure 3.11 showed the UCAR configuration page of Contact (Address Book). The Address Book is under Webmail module.

UCAR Setting	Selected user group allowed to configure the UCAR setting for Address Book
Access Contact Manger	Selected user group allowed to access to Address Book
Create new record	Selected user group allowed to allow to create new contact or record
Import records	Selected user group allowed to import records to Address Book
Export records	Selected user group allowed to export records from Address Book

Table 3.8

UCAR Contact2 (Contact Manager 2)

Access Control: Contact2 - Contact2 General Control ?

Task	Group	Level
Manage Contact UCAR	<input type="checkbox"/> support <input type="checkbox"/> storageadmin <input type="checkbox"/> info <input type="checkbox"/> admin <input type="checkbox"/> noprivilege <input type="checkbox"/> design <input type="checkbox"/> salesadmin <input checked="" type="checkbox"/> voadmin <input type="checkbox"/> <input type="checkbox"/> ecat2 <input type="checkbox"/> ecat <input type="checkbox"/> director <input checked="" type="checkbox"/> user <input type="checkbox"/> marketing <input type="checkbox"/> guest	10
Use and access	<input type="checkbox"/> support <input type="checkbox"/> storageadmin <input type="checkbox"/> info <input type="checkbox"/> admin <input type="checkbox"/> noprivilege <input type="checkbox"/> design <input type="checkbox"/> salesadmin <input checked="" type="checkbox"/> voadmin <input type="checkbox"/> <input type="checkbox"/> ecat2 <input type="checkbox"/> ecat <input type="checkbox"/> director <input checked="" type="checkbox"/> user <input type="checkbox"/> marketing <input type="checkbox"/> guest	10
Settings	<input type="checkbox"/> support <input type="checkbox"/> storageadmin <input type="checkbox"/> info <input type="checkbox"/> admin <input type="checkbox"/> noprivilege <input type="checkbox"/> design <input type="checkbox"/> salesadmin <input checked="" type="checkbox"/> voadmin <input type="checkbox"/> <input type="checkbox"/> ecat2 <input type="checkbox"/> ecat <input type="checkbox"/> director <input checked="" type="checkbox"/> user <input type="checkbox"/> marketing <input type="checkbox"/> guest	10
Manage fields	<input type="checkbox"/> support <input type="checkbox"/> storageadmin <input type="checkbox"/> info <input type="checkbox"/> admin <input type="checkbox"/> noprivilege <input type="checkbox"/> design <input type="checkbox"/> salesadmin <input checked="" type="checkbox"/> voadmin <input type="checkbox"/> <input type="checkbox"/> ecat2 <input type="checkbox"/> ecat <input type="checkbox"/> director <input checked="" type="checkbox"/> user <input type="checkbox"/> marketing <input type="checkbox"/> guest	10
Manage label	<input type="checkbox"/> support <input type="checkbox"/> storageadmin <input type="checkbox"/> info <input type="checkbox"/> admin <input type="checkbox"/> noprivilege <input type="checkbox"/> design <input type="checkbox"/> salesadmin <input checked="" type="checkbox"/> voadmin <input type="checkbox"/> <input type="checkbox"/> ecat2 <input type="checkbox"/> ecat <input type="checkbox"/> director <input checked="" type="checkbox"/> user <input type="checkbox"/> marketing <input type="checkbox"/> guest	10
Import	<input type="checkbox"/> support <input type="checkbox"/> storageadmin <input type="checkbox"/> info <input type="checkbox"/> admin <input type="checkbox"/> noprivilege <input type="checkbox"/> design <input type="checkbox"/> salesadmin <input checked="" type="checkbox"/> voadmin <input type="checkbox"/> <input type="checkbox"/> ecat2 <input type="checkbox"/> ecat <input type="checkbox"/> director <input checked="" type="checkbox"/> user <input type="checkbox"/> marketing <input type="checkbox"/> guest	10
Export	<input type="checkbox"/> support <input type="checkbox"/> storageadmin <input type="checkbox"/> info <input type="checkbox"/> admin <input type="checkbox"/> noprivilege <input type="checkbox"/> design <input type="checkbox"/> salesadmin <input checked="" type="checkbox"/> voadmin <input type="checkbox"/> <input type="checkbox"/> ecat2 <input type="checkbox"/> ecat <input type="checkbox"/> director <input checked="" type="checkbox"/> user <input type="checkbox"/> marketing <input type="checkbox"/> guest	10

Figure 3.12

Figure 3.11 showed the UCAR configuration page for Contact Manager 2. Contact Manger 2 is under BizApp.

Manage Contact UCAR	Selected user group allowed to configure the UCAR settings for Contact Manger 2
Use and Access	Selected user group allowed to use and access contact manger 2
Settings	Selected user group allowed to configure the Admin settings for Contact Manger 2
Manage fields	Selected user group allowed to manage the field under Contact Manager 2
Manage Label	Selected user group allowed to manage the label under Contact Manger 2
Import	Selected user group allowed to import record to Contact Manger 2
Export	Selected user group allowed to export record from Contact Manager 2

Table 3.9

UCAR Flow (Workflow)

Access Control: Flo - Flow Management General Control ?										
Task	Group									Level
<input checked="" type="checkbox"/> UCAR Setting	<input type="checkbox"/> support	<input type="checkbox"/> storageadmin	<input type="checkbox"/> info	<input checked="" type="checkbox"/> admin	<input type="checkbox"/> noprivilege	<input type="checkbox"/> design	<input type="checkbox"/> salesadmin	<input checked="" type="checkbox"/> voadmin	<input type="checkbox"/> ecat2	1
Access to Workflow	<input type="checkbox"/> support	<input type="checkbox"/> storageadmin	<input type="checkbox"/> info	<input type="checkbox"/> admin	<input type="checkbox"/> noprivilege	<input type="checkbox"/> design	<input type="checkbox"/> salesadmin	<input checked="" type="checkbox"/> voadmin	<input type="checkbox"/> ecat2	10
Default Setting	<input type="checkbox"/> support	<input type="checkbox"/> storageadmin	<input type="checkbox"/> info	<input checked="" type="checkbox"/> admin	<input type="checkbox"/> noprivilege	<input type="checkbox"/> design	<input type="checkbox"/> salesadmin	<input checked="" type="checkbox"/> voadmin	<input type="checkbox"/> ecat2	1
Template Listing	<input type="checkbox"/> support	<input type="checkbox"/> storageadmin	<input type="checkbox"/> info	<input checked="" type="checkbox"/> admin	<input type="checkbox"/> noprivilege	<input type="checkbox"/> design	<input type="checkbox"/> salesadmin	<input checked="" type="checkbox"/> voadmin	<input type="checkbox"/> ecat2	1
Create new template	<input type="checkbox"/> support	<input type="checkbox"/> storageadmin	<input type="checkbox"/> info	<input checked="" type="checkbox"/> admin	<input type="checkbox"/> noprivilege	<input type="checkbox"/> design	<input type="checkbox"/> salesadmin	<input checked="" type="checkbox"/> voadmin	<input type="checkbox"/> ecat2	1
Update template	<input type="checkbox"/> support	<input type="checkbox"/> storageadmin	<input type="checkbox"/> info	<input checked="" type="checkbox"/> admin	<input type="checkbox"/> noprivilege	<input type="checkbox"/> design	<input type="checkbox"/> salesadmin	<input checked="" type="checkbox"/> voadmin	<input type="checkbox"/> ecat2	1
Delete template	<input type="checkbox"/> support	<input type="checkbox"/> storageadmin	<input type="checkbox"/> info	<input checked="" type="checkbox"/> admin	<input type="checkbox"/> noprivilege	<input type="checkbox"/> design	<input type="checkbox"/> salesadmin	<input checked="" type="checkbox"/> voadmin	<input type="checkbox"/> ecat2	1
Flow Listing	<input type="checkbox"/> support	<input type="checkbox"/> storageadmin	<input type="checkbox"/> info	<input type="checkbox"/> admin	<input type="checkbox"/> noprivilege	<input type="checkbox"/> design	<input type="checkbox"/> salesadmin	<input checked="" type="checkbox"/> voadmin	<input type="checkbox"/> ecat2	10
Create new flow	<input type="checkbox"/> support	<input type="checkbox"/> storageadmin	<input type="checkbox"/> info	<input type="checkbox"/> admin	<input type="checkbox"/> noprivilege	<input type="checkbox"/> design	<input type="checkbox"/> salesadmin	<input checked="" type="checkbox"/> voadmin	<input type="checkbox"/> ecat2	10
Update flow	<input type="checkbox"/> support	<input type="checkbox"/> storageadmin	<input type="checkbox"/> info	<input type="checkbox"/> admin	<input type="checkbox"/> noprivilege	<input type="checkbox"/> design	<input type="checkbox"/> salesadmin	<input checked="" type="checkbox"/> voadmin	<input type="checkbox"/> ecat2	10
Delete flow	<input type="checkbox"/> support	<input type="checkbox"/> storageadmin	<input type="checkbox"/> info	<input type="checkbox"/> admin	<input type="checkbox"/> noprivilege	<input type="checkbox"/> design	<input type="checkbox"/> salesadmin	<input checked="" type="checkbox"/> voadmin	<input type="checkbox"/> ecat2	10
Template to Flow	<input type="checkbox"/> support	<input type="checkbox"/> storageadmin	<input type="checkbox"/> info	<input type="checkbox"/> admin	<input type="checkbox"/> noprivilege	<input type="checkbox"/> design	<input type="checkbox"/> salesadmin	<input checked="" type="checkbox"/> voadmin	<input type="checkbox"/> ecat2	10

Figure 3.13

Figure 3.13 showed the UCAR configuration page of Workflow

UCAR Setting	Selected user group allowed to configure the UCAR settings for Workflow module
Access to Workflow	Selected user group allowed to access to Workflow
Default Setting	Selected user group allowed to configure Admin settings for Workflow module
Template listing	Selected user group allowed to view and manage the existing template
Create new template	Selected user group allowed to create new template for Workflow
Update Template	Selected user group allowed to update the settings for Workflow template
Delete Template	Selected user group allowed to delete an existing template
Template to flow	Selected user group allowed to access/execute flow through template

Table 3.10

UCAR Leave (e-Leave)

Access Control: Leave - eLeave General Control ?

Task	Group	Level
UCAR Setting	<input type="checkbox"/> support <input type="checkbox"/> storageadmin <input type="checkbox"/> info <input checked="" type="checkbox"/> admin <input type="checkbox"/> noprivilege <input type="checkbox"/> design <input type="checkbox"/> salesadmin <input checked="" type="checkbox"/> voadmin <input type="checkbox"/> ecat2 <input type="checkbox"/> ecat <input type="checkbox"/> director <input type="checkbox"/> user <input type="checkbox"/> marketing <input type="checkbox"/> guest	1
Access eLeave	<input type="checkbox"/> support <input type="checkbox"/> storageadmin <input type="checkbox"/> info <input type="checkbox"/> admin <input type="checkbox"/> noprivilege <input type="checkbox"/> design <input type="checkbox"/> salesadmin <input checked="" type="checkbox"/> voadmin <input type="checkbox"/> ecat2 <input type="checkbox"/> ecat <input type="checkbox"/> director <input checked="" type="checkbox"/> user <input type="checkbox"/> marketing <input type="checkbox"/> guest	10
Setting eLeave	<input type="checkbox"/> support <input type="checkbox"/> storageadmin <input type="checkbox"/> info <input checked="" type="checkbox"/> admin <input type="checkbox"/> noprivilege <input type="checkbox"/> design <input type="checkbox"/> salesadmin <input checked="" type="checkbox"/> voadmin <input type="checkbox"/> ecat2 <input type="checkbox"/> ecat <input type="checkbox"/> director <input type="checkbox"/> user <input type="checkbox"/> marketing <input type="checkbox"/> guest	1

Figure 3.14

Figure 3.14 showed the UCAR configuration page for e-Leave

UCAR Setting	Selected user group allowed to configure the UCAR settings for e-Leave module
Access eLeave	Selected user group allowed to access e-Leave module
Setting eLeave	Selected user group allowed to configure Admin settings for e-Leave

Table 3.11

UCAR Logistic

Access Control: Logistic - Logistic Tracking General Control ?

Task	Group	Level
UCAR Setting	<input type="checkbox"/> support <input type="checkbox"/> storageadmin <input type="checkbox"/> info <input checked="" type="checkbox"/> admin <input type="checkbox"/> noprivilege <input type="checkbox"/> design <input type="checkbox"/> salesadmin <input checked="" type="checkbox"/> voadmin <input type="checkbox"/> ecat2 <input type="checkbox"/> ecat <input type="checkbox"/> director <input type="checkbox"/> user <input type="checkbox"/> marketing <input type="checkbox"/> guest	1
Access Logistic	<input type="checkbox"/> support <input type="checkbox"/> storageadmin <input type="checkbox"/> info <input type="checkbox"/> admin <input type="checkbox"/> noprivilege <input type="checkbox"/> design <input type="checkbox"/> salesadmin <input checked="" type="checkbox"/> voadmin <input type="checkbox"/> ecat2 <input type="checkbox"/> ecat <input type="checkbox"/> director <input checked="" type="checkbox"/> user <input type="checkbox"/> marketing <input type="checkbox"/> guest	10
Admin Access	<input type="checkbox"/> support <input type="checkbox"/> storageadmin <input type="checkbox"/> info <input checked="" type="checkbox"/> admin <input type="checkbox"/> noprivilege <input type="checkbox"/> design <input type="checkbox"/> salesadmin <input checked="" type="checkbox"/> voadmin <input type="checkbox"/> ecat2 <input type="checkbox"/> ecat <input type="checkbox"/> director <input type="checkbox"/> user <input type="checkbox"/> marketing <input type="checkbox"/> guest	10
Default Setting	<input type="checkbox"/> support <input type="checkbox"/> storageadmin <input type="checkbox"/> info <input checked="" type="checkbox"/> admin <input type="checkbox"/> noprivilege <input type="checkbox"/> design <input type="checkbox"/> salesadmin <input checked="" type="checkbox"/> voadmin <input type="checkbox"/> ecat2 <input type="checkbox"/> ecat <input type="checkbox"/> director <input type="checkbox"/> user <input type="checkbox"/> marketing <input type="checkbox"/> guest	10
Job sheet Listing	<input type="checkbox"/> support <input type="checkbox"/> storageadmin <input type="checkbox"/> info <input checked="" type="checkbox"/> admin <input type="checkbox"/> noprivilege <input type="checkbox"/> design <input type="checkbox"/> salesadmin <input checked="" type="checkbox"/> voadmin <input type="checkbox"/> ecat2 <input type="checkbox"/> ecat <input type="checkbox"/> director <input checked="" type="checkbox"/> user <input type="checkbox"/> marketing <input type="checkbox"/> guest	10
Create Job Sheet	<input type="checkbox"/> support <input type="checkbox"/> storageadmin <input type="checkbox"/> info <input checked="" type="checkbox"/> admin <input type="checkbox"/> noprivilege <input type="checkbox"/> design <input type="checkbox"/> salesadmin <input checked="" type="checkbox"/> voadmin <input type="checkbox"/> ecat2 <input type="checkbox"/> ecat <input type="checkbox"/> director <input checked="" type="checkbox"/> user <input type="checkbox"/> marketing <input type="checkbox"/> guest	10
Comment Job Sheet	<input type="checkbox"/> support <input type="checkbox"/> storageadmin <input type="checkbox"/> info <input checked="" type="checkbox"/> admin <input type="checkbox"/> noprivilege <input type="checkbox"/> design <input type="checkbox"/> salesadmin <input checked="" type="checkbox"/> voadmin <input type="checkbox"/> ecat2 <input type="checkbox"/> ecat <input type="checkbox"/> director <input checked="" type="checkbox"/> user <input type="checkbox"/> marketing <input type="checkbox"/> guest	10
Update Job Sheet	<input type="checkbox"/> support <input type="checkbox"/> storageadmin <input type="checkbox"/> info <input checked="" type="checkbox"/> admin <input type="checkbox"/> noprivilege <input type="checkbox"/> design <input type="checkbox"/> salesadmin <input checked="" type="checkbox"/> voadmin <input type="checkbox"/> ecat2 <input type="checkbox"/> ecat <input type="checkbox"/> director <input type="checkbox"/> user <input type="checkbox"/> marketing <input type="checkbox"/> guest	10
Delete Job Sheet	<input type="checkbox"/> support <input type="checkbox"/> storageadmin <input type="checkbox"/> info <input checked="" type="checkbox"/> admin <input type="checkbox"/> noprivilege <input type="checkbox"/> design <input type="checkbox"/> salesadmin <input checked="" type="checkbox"/> voadmin <input type="checkbox"/> ecat2 <input type="checkbox"/> ecat <input type="checkbox"/> director <input checked="" type="checkbox"/> user <input type="checkbox"/> marketing <input type="checkbox"/> guest	10

Figure 3.15

Figure 3.15 showed the UCAR configuration page for Logistic module

UCAR Setting	Selected user group allowed to configure the UCAR settings for Logistic module
Access Logistic	Selected user group allowed to access to Logistic module
Admin Access	Selected user group will have the Admin access to Logistic module
Default Setting	Selected user group allowed to configure the Admin settings on Logistic module
Job Sheet Listing	Selected user group allowed to view and manage existing Job sheet
Create Job Sheet	Selected user group allowed to create new Job Sheet
Comment Job Sheet	Selected user group allowed to comment existing Job Sheet
Update Job Sheet	Selected user group allowed to update the existing Job Sheet
Delete Job Sheet	Selected user group allowed to delete existing Job Sheet

Table 3.12

UCAR Meeting

Access Control: Meeting - Meeting General Control ?

Task	Group	Level
UCAR Setting	<input type="checkbox"/> support <input type="checkbox"/> storageadmin <input type="checkbox"/> info <input type="checkbox"/> admin <input type="checkbox"/> noprivilege <input type="checkbox"/> design <input type="checkbox"/> salesadmin <input checked="" type="checkbox"/> voadmin <input type="checkbox"/> <input type="checkbox"/> ecat2 <input type="checkbox"/> ecat <input type="checkbox"/> director <input checked="" type="checkbox"/> user <input type="checkbox"/> marketing <input checked="" type="checkbox"/> guest	10
Access to Meeting	<input type="checkbox"/> support <input type="checkbox"/> storageadmin <input type="checkbox"/> info <input type="checkbox"/> admin <input type="checkbox"/> noprivilege <input type="checkbox"/> design <input type="checkbox"/> salesadmin <input checked="" type="checkbox"/> voadmin <input type="checkbox"/> <input type="checkbox"/> ecat2 <input type="checkbox"/> ecat <input type="checkbox"/> director <input checked="" type="checkbox"/> user <input type="checkbox"/> marketing <input checked="" type="checkbox"/> guest	10
Create new topic	<input type="checkbox"/> support <input type="checkbox"/> storageadmin <input type="checkbox"/> info <input checked="" type="checkbox"/> admin <input type="checkbox"/> noprivilege <input type="checkbox"/> design <input type="checkbox"/> salesadmin <input checked="" type="checkbox"/> voadmin <input type="checkbox"/> <input type="checkbox"/> ecat2 <input type="checkbox"/> ecat <input type="checkbox"/> director <input type="checkbox"/> user <input type="checkbox"/> marketing <input checked="" type="checkbox"/> guest	10
Delete topic	<input type="checkbox"/> support <input type="checkbox"/> storageadmin <input type="checkbox"/> info <input type="checkbox"/> admin <input type="checkbox"/> noprivilege <input type="checkbox"/> design <input type="checkbox"/> salesadmin <input checked="" type="checkbox"/> voadmin <input type="checkbox"/> <input type="checkbox"/> ecat2 <input type="checkbox"/> ecat <input type="checkbox"/> director <input checked="" type="checkbox"/> user <input type="checkbox"/> marketing <input checked="" type="checkbox"/> guest	10
Rename topic	<input type="checkbox"/> support <input type="checkbox"/> storageadmin <input type="checkbox"/> info <input type="checkbox"/> admin <input type="checkbox"/> noprivilege <input type="checkbox"/> design <input type="checkbox"/> salesadmin <input checked="" type="checkbox"/> voadmin <input type="checkbox"/> <input type="checkbox"/> ecat2 <input type="checkbox"/> ecat <input type="checkbox"/> director <input checked="" type="checkbox"/> user <input type="checkbox"/> marketing <input checked="" type="checkbox"/> guest	10
Post into Meeting	<input type="checkbox"/> support <input type="checkbox"/> storageadmin <input type="checkbox"/> info <input type="checkbox"/> admin <input type="checkbox"/> noprivilege <input type="checkbox"/> design <input type="checkbox"/> salesadmin <input checked="" type="checkbox"/> voadmin <input type="checkbox"/> <input type="checkbox"/> ecat2 <input type="checkbox"/> ecat <input type="checkbox"/> director <input checked="" type="checkbox"/> user <input type="checkbox"/> marketing <input checked="" type="checkbox"/> guest	10
Send instant messages	<input type="checkbox"/> support <input type="checkbox"/> storageadmin <input type="checkbox"/> info <input type="checkbox"/> admin <input type="checkbox"/> noprivilege <input type="checkbox"/> design <input type="checkbox"/> salesadmin <input checked="" type="checkbox"/> voadmin <input type="checkbox"/> <input type="checkbox"/> ecat2 <input type="checkbox"/> ecat <input type="checkbox"/> director <input checked="" type="checkbox"/> user <input type="checkbox"/> marketing <input checked="" type="checkbox"/> guest	10

Figure 3.16

Figure 3.16 showed the UCAR configuration page for Meeting module

UCAR Setting	Selected user group allowed to configure the UCAR settings for Meeting module
Access to Meeting	Selected user group allowed to access to Meeting module
Create new topic	Selected user group allowed to create a new topic under Meeting module
Delete Topic	Selected user group allowed to delete an existing topic for Meeting
Rename topic	Selected user group allowed to rename any existing meeting topic
Post into Meeting	Selected user group allowed to post message to any topic of Meeting
Send instant Messages	Selected user group allowed to send instant message to any online user

Table 3.13

UCAR Profile

Access Control: Profile - General Control ?															
Task	Group									Level					
UCAR Setting	<input type="checkbox"/> support	<input type="checkbox"/> storageadmin	<input type="checkbox"/> info	<input checked="" type="checkbox"/> admin	<input type="checkbox"/> noprivilege	<input type="checkbox"/> design	<input type="checkbox"/> salesadmin	<input checked="" type="checkbox"/> voadmin	<input type="checkbox"/> ecat2	<input type="checkbox"/> ecat	<input type="checkbox"/> director	<input type="checkbox"/> user	<input type="checkbox"/> marketing	<input checked="" type="checkbox"/> guest	10
Access profile	<input type="checkbox"/> support	<input type="checkbox"/> storageadmin	<input type="checkbox"/> info	<input type="checkbox"/> admin	<input type="checkbox"/> noprivilege	<input type="checkbox"/> design	<input type="checkbox"/> salesadmin	<input checked="" type="checkbox"/> voadmin	<input type="checkbox"/> ecat2	<input type="checkbox"/> ecat	<input type="checkbox"/> director	<input type="checkbox"/> user	<input type="checkbox"/> marketing	<input type="checkbox"/> guest	10
Change Password	<input type="checkbox"/> support	<input type="checkbox"/> storageadmin	<input type="checkbox"/> info	<input type="checkbox"/> admin	<input type="checkbox"/> noprivilege	<input type="checkbox"/> design	<input type="checkbox"/> salesadmin	<input checked="" type="checkbox"/> voadmin	<input type="checkbox"/> ecat2	<input type="checkbox"/> ecat	<input type="checkbox"/> director	<input checked="" type="checkbox"/> user	<input type="checkbox"/> marketing	<input checked="" type="checkbox"/> guest	10
Change security options	<input type="checkbox"/> support	<input type="checkbox"/> storageadmin	<input type="checkbox"/> info	<input type="checkbox"/> admin	<input type="checkbox"/> noprivilege	<input type="checkbox"/> design	<input type="checkbox"/> salesadmin	<input checked="" type="checkbox"/> voadmin	<input type="checkbox"/> ecat2	<input type="checkbox"/> ecat	<input type="checkbox"/> director	<input checked="" type="checkbox"/> user	<input type="checkbox"/> marketing	<input type="checkbox"/> guest	10
Manage personal email option	<input type="checkbox"/> support	<input type="checkbox"/> storageadmin	<input type="checkbox"/> info	<input type="checkbox"/> admin	<input type="checkbox"/> noprivilege	<input type="checkbox"/> design	<input type="checkbox"/> salesadmin	<input checked="" type="checkbox"/> voadmin	<input type="checkbox"/> ecat2	<input type="checkbox"/> ecat	<input type="checkbox"/> director	<input checked="" type="checkbox"/> user	<input type="checkbox"/> marketing	<input type="checkbox"/> guest	10
Change Automation	<input type="checkbox"/> support	<input type="checkbox"/> storageadmin	<input type="checkbox"/> info	<input type="checkbox"/> admin	<input type="checkbox"/> noprivilege	<input type="checkbox"/> design	<input type="checkbox"/> salesadmin	<input checked="" type="checkbox"/> voadmin	<input type="checkbox"/> ecat2	<input type="checkbox"/> ecat	<input type="checkbox"/> director	<input checked="" type="checkbox"/> user	<input type="checkbox"/> marketing	<input checked="" type="checkbox"/> guest	10
Access General Info	<input type="checkbox"/> support	<input type="checkbox"/> storageadmin	<input type="checkbox"/> info	<input type="checkbox"/> admin	<input type="checkbox"/> noprivilege	<input type="checkbox"/> design	<input type="checkbox"/> salesadmin	<input checked="" type="checkbox"/> voadmin	<input type="checkbox"/> ecat2	<input type="checkbox"/> ecat	<input type="checkbox"/> director	<input checked="" type="checkbox"/> user	<input type="checkbox"/> marketing	<input checked="" type="checkbox"/> guest	10
Access Appearance	<input type="checkbox"/> support	<input type="checkbox"/> storageadmin	<input type="checkbox"/> info	<input type="checkbox"/> admin	<input type="checkbox"/> noprivilege	<input type="checkbox"/> design	<input type="checkbox"/> salesadmin	<input checked="" type="checkbox"/> voadmin	<input type="checkbox"/> ecat2	<input type="checkbox"/> ecat	<input type="checkbox"/> director	<input checked="" type="checkbox"/> user	<input type="checkbox"/> marketing	<input checked="" type="checkbox"/> guest	10
Anti-virus	<input type="checkbox"/> support	<input type="checkbox"/> storageadmin	<input type="checkbox"/> info	<input type="checkbox"/> admin	<input type="checkbox"/> noprivilege	<input type="checkbox"/> design	<input type="checkbox"/> salesadmin	<input checked="" type="checkbox"/> voadmin	<input type="checkbox"/> ecat2	<input type="checkbox"/> ecat	<input type="checkbox"/> director	<input checked="" type="checkbox"/> user	<input type="checkbox"/> marketing	<input type="checkbox"/> guest	10
Customised Menu	<input type="checkbox"/> support	<input type="checkbox"/> storageadmin	<input type="checkbox"/> info	<input type="checkbox"/> admin	<input type="checkbox"/> noprivilege	<input type="checkbox"/> design	<input type="checkbox"/> salesadmin	<input checked="" type="checkbox"/> voadmin	<input type="checkbox"/> ecat2	<input type="checkbox"/> ecat	<input type="checkbox"/> director	<input checked="" type="checkbox"/> user	<input type="checkbox"/> marketing	<input checked="" type="checkbox"/> guest	10
Customised Meeting Profile	<input type="checkbox"/> support	<input type="checkbox"/> storageadmin	<input type="checkbox"/> info	<input type="checkbox"/> admin	<input type="checkbox"/> noprivilege	<input type="checkbox"/> design	<input type="checkbox"/> salesadmin	<input checked="" type="checkbox"/> voadmin	<input type="checkbox"/> ecat2	<input type="checkbox"/> ecat	<input type="checkbox"/> director	<input checked="" type="checkbox"/> user	<input type="checkbox"/> marketing	<input checked="" type="checkbox"/> guest	10
View log	<input type="checkbox"/> support	<input type="checkbox"/> storageadmin	<input type="checkbox"/> info	<input checked="" type="checkbox"/> admin	<input type="checkbox"/> noprivilege	<input type="checkbox"/> design	<input type="checkbox"/> salesadmin	<input checked="" type="checkbox"/> voadmin	<input type="checkbox"/> ecat2	<input type="checkbox"/> ecat	<input type="checkbox"/> director	<input checked="" type="checkbox"/> user	<input type="checkbox"/> marketing	<input type="checkbox"/> guest	10
Manage Junk-mail	<input type="checkbox"/> support	<input type="checkbox"/> storageadmin	<input type="checkbox"/> info	<input type="checkbox"/> admin	<input type="checkbox"/> noprivilege	<input type="checkbox"/> design	<input type="checkbox"/> salesadmin	<input checked="" type="checkbox"/> voadmin	<input type="checkbox"/> ecat2	<input type="checkbox"/> ecat	<input type="checkbox"/> director	<input checked="" type="checkbox"/> user	<input type="checkbox"/> marketing	<input type="checkbox"/> guest	10
Manage domain (zone) record	<input type="checkbox"/> support	<input type="checkbox"/> storageadmin	<input type="checkbox"/> info	<input checked="" type="checkbox"/> admin	<input type="checkbox"/> noprivilege	<input type="checkbox"/> design	<input type="checkbox"/> salesadmin	<input checked="" type="checkbox"/> voadmin	<input type="checkbox"/> ecat2	<input type="checkbox"/> ecat	<input type="checkbox"/> director	<input checked="" type="checkbox"/> user	<input type="checkbox"/> marketing	<input type="checkbox"/> guest	10
Manage group	<input type="checkbox"/> support	<input type="checkbox"/> storageadmin	<input type="checkbox"/> info	<input checked="" type="checkbox"/> admin	<input type="checkbox"/> noprivilege	<input type="checkbox"/> design	<input type="checkbox"/> salesadmin	<input checked="" type="checkbox"/> voadmin	<input type="checkbox"/> ecat2	<input type="checkbox"/> ecat	<input type="checkbox"/> director	<input type="checkbox"/> user	<input type="checkbox"/> marketing	<input type="checkbox"/> guest	10
Manage user account	<input type="checkbox"/> support	<input type="checkbox"/> storageadmin	<input type="checkbox"/> info	<input checked="" type="checkbox"/> admin	<input type="checkbox"/> noprivilege	<input type="checkbox"/> design	<input type="checkbox"/> salesadmin	<input checked="" type="checkbox"/> voadmin	<input type="checkbox"/> ecat2	<input type="checkbox"/> ecat	<input type="checkbox"/> director	<input type="checkbox"/> user	<input type="checkbox"/> marketing	<input type="checkbox"/> guest	10
Manage Postoffice	<input type="checkbox"/> support	<input type="checkbox"/> storageadmin	<input type="checkbox"/> info	<input checked="" type="checkbox"/> admin	<input type="checkbox"/> noprivilege	<input type="checkbox"/> design	<input type="checkbox"/> salesadmin	<input checked="" type="checkbox"/> voadmin	<input type="checkbox"/> ecat2	<input type="checkbox"/> ecat	<input type="checkbox"/> director	<input checked="" type="checkbox"/> user	<input type="checkbox"/> marketing	<input type="checkbox"/> guest	10
Change first page	<input type="checkbox"/> support	<input type="checkbox"/> storageadmin	<input type="checkbox"/> info	<input checked="" type="checkbox"/> admin	<input type="checkbox"/> noprivilege	<input type="checkbox"/> design	<input type="checkbox"/> salesadmin	<input checked="" type="checkbox"/> voadmin	<input type="checkbox"/> ecat2	<input type="checkbox"/> ecat	<input type="checkbox"/> director	<input type="checkbox"/> user	<input type="checkbox"/> marketing	<input type="checkbox"/> guest	10
Manage Public Access	<input type="checkbox"/> support	<input type="checkbox"/> storageadmin	<input type="checkbox"/> info	<input checked="" type="checkbox"/> admin	<input type="checkbox"/> noprivilege	<input type="checkbox"/> design	<input type="checkbox"/> salesadmin	<input checked="" type="checkbox"/> voadmin	<input type="checkbox"/> ecat2	<input type="checkbox"/> ecat	<input type="checkbox"/> director	<input type="checkbox"/> user	<input type="checkbox"/> marketing	<input type="checkbox"/> guest	1
Change logo and background	<input type="checkbox"/> support	<input type="checkbox"/> storageadmin	<input type="checkbox"/> info	<input checked="" type="checkbox"/> admin	<input type="checkbox"/> noprivilege	<input type="checkbox"/> design	<input type="checkbox"/> salesadmin	<input checked="" type="checkbox"/> voadmin	<input type="checkbox"/> ecat2	<input type="checkbox"/> ecat	<input type="checkbox"/> director	<input checked="" type="checkbox"/> user	<input type="checkbox"/> marketing	<input type="checkbox"/> guest	10
Manage Human Touch	<input type="checkbox"/> support	<input type="checkbox"/> storageadmin	<input type="checkbox"/> info	<input checked="" type="checkbox"/> admin	<input type="checkbox"/> noprivilege	<input type="checkbox"/> design	<input type="checkbox"/> salesadmin	<input checked="" type="checkbox"/> voadmin	<input type="checkbox"/> ecat2	<input type="checkbox"/> ecat	<input type="checkbox"/> director	<input checked="" type="checkbox"/> user	<input type="checkbox"/> marketing	<input type="checkbox"/> guest	10
Manage BizApp custom links	<input type="checkbox"/> support	<input type="checkbox"/> storageadmin	<input type="checkbox"/> info	<input checked="" type="checkbox"/> admin	<input type="checkbox"/> noprivilege	<input type="checkbox"/> design	<input type="checkbox"/> salesadmin	<input checked="" type="checkbox"/> voadmin	<input type="checkbox"/> ecat2	<input type="checkbox"/> ecat	<input type="checkbox"/> director	<input type="checkbox"/> user	<input type="checkbox"/> marketing	<input type="checkbox"/> guest	10
Manage Disk Space	<input type="checkbox"/> support	<input type="checkbox"/> storageadmin	<input type="checkbox"/> info	<input checked="" type="checkbox"/> admin	<input type="checkbox"/> noprivilege	<input type="checkbox"/> design	<input type="checkbox"/> salesadmin	<input checked="" type="checkbox"/> voadmin	<input type="checkbox"/> ecat2	<input type="checkbox"/> ecat	<input type="checkbox"/> director	<input type="checkbox"/> user	<input type="checkbox"/> marketing	<input type="checkbox"/> guest	10

Figure 3.17

Figure 3.17 showed the UCAR configuration page for Profile. The functionality of each settings are on table 3.14

 UCAR Setting	Selected user group allowed to configure the UCAR settings under Profile
Access profile	Selected user group allowed to access Profile page
Change Password	Selected user group allowed to change the personal password
Change security options	Selected user group allowed to change security option (eg. Junk settings)
Manage personal email option	Selected user group allowed to manage personal email information
Change Automation	Selected user group allowed to
Access General Info	Selected user group allowed to change the General Information for their account
Access Appearance	Selected user group allowed to change the appearance for their account
Anti-virus	Selected user group allowed to configure the Anti-Virus settings
Customised Menu	Selected user group allowed to customized the menu bar
Customised Meeting Profile	Selected user group allowed to change meeting profile (eg. online/offline)
View log	Selected user group allowed to view their activity log
Manage Junk-mail	Selected user group allowed to manage the Junk mail settings
Manage domain (zone) record	Selected user group allowed to
Manage group	Selected user group allowed to view and manage user Group (Admin)
Manage user account	Selected user group allowed to view and manage user account (Admin)
Manage Postoffice	Selected user group allowed to
Change first page	Selected user group allowed to mange the Homepage for VO (portal)
Manage Public Access	Selected user group allowed to manage the public access
Change logo and background	Selected user group allowed to change the logo and Background for VO
Manage Human Touch	Selected user group allowed to mange HumanTouch settings
Manage BizApp custom links	Selected user group allowed to BizApp custom links
Manage Disk Space	Selected user group allowed to manage the email and Storage Center Disk Space

Table 3.14

UCAR Project2 (Project Manager)

Access Control: Project2 - Project2 General Control ?

Task	Group	Level
UCAR Setting	<input type="checkbox"/> support <input type="checkbox"/> storageadmin <input type="checkbox"/> info <input type="checkbox"/> admin <input type="checkbox"/> noprivilege <input type="checkbox"/> design <input type="checkbox"/> salesadmin <input checked="" type="checkbox"/> voadmin <input type="checkbox"/> ecat2 <input type="checkbox"/> ecat <input type="checkbox"/> director <input type="checkbox"/> user <input type="checkbox"/> marketing <input type="checkbox"/> guest	1
Admin access	<input type="checkbox"/> support <input type="checkbox"/> storageadmin <input type="checkbox"/> info <input type="checkbox"/> admin <input type="checkbox"/> noprivilege <input type="checkbox"/> design <input type="checkbox"/> salesadmin <input checked="" type="checkbox"/> voadmin <input type="checkbox"/> ecat2 <input type="checkbox"/> ecat <input type="checkbox"/> director <input type="checkbox"/> user <input type="checkbox"/> marketing <input type="checkbox"/> guest	1
Create new project	<input type="checkbox"/> support <input type="checkbox"/> storageadmin <input type="checkbox"/> info <input type="checkbox"/> admin <input type="checkbox"/> noprivilege <input type="checkbox"/> design <input type="checkbox"/> salesadmin <input checked="" type="checkbox"/> voadmin <input type="checkbox"/> ecat2 <input type="checkbox"/> ecat <input type="checkbox"/> director <input checked="" type="checkbox"/> user <input type="checkbox"/> marketing <input type="checkbox"/> guest	1
Access project manage	<input type="checkbox"/> support <input type="checkbox"/> storageadmin <input type="checkbox"/> info <input type="checkbox"/> admin <input type="checkbox"/> noprivilege <input type="checkbox"/> design <input type="checkbox"/> salesadmin <input type="checkbox"/> voadmin <input type="checkbox"/> ecat2 <input type="checkbox"/> ecat <input type="checkbox"/> director <input checked="" type="checkbox"/> user <input type="checkbox"/> marketing <input type="checkbox"/> guest	10

Figure 3.18

Figure 3.18 showed the UCAR configuration page for Project Manager module

UCAR Setting	Selected user group allowed to configure the UCAR settings for Project Manager
Admin Access	Selected user group will have the Admin rights on this module
Create new project	Selected user group allowed to create new project
Access project manage	Selected user group allowed to access, view and manage existing project

Table 3.15

UCAR Sales (Sales Management)

Access Control: Sales - Sales Management General Control ?

Task	Group	Level
UCAR Setting	<input type="checkbox"/> support <input type="checkbox"/> storageadmin <input type="checkbox"/> info <input type="checkbox"/> admin <input type="checkbox"/> noprivilege <input type="checkbox"/> design <input checked="" type="checkbox"/> salesadmin <input checked="" type="checkbox"/> voadmin <input type="checkbox"/> ecat2 <input type="checkbox"/> ecat <input type="checkbox"/> director <input type="checkbox"/> user <input type="checkbox"/> marketing <input type="checkbox"/> guest	1
Default Setting	<input type="checkbox"/> support <input type="checkbox"/> storageadmin <input type="checkbox"/> info <input type="checkbox"/> admin <input type="checkbox"/> noprivilege <input type="checkbox"/> design <input checked="" type="checkbox"/> salesadmin <input checked="" type="checkbox"/> voadmin <input type="checkbox"/> ecat2 <input type="checkbox"/> ecat <input type="checkbox"/> director <input type="checkbox"/> user <input type="checkbox"/> marketing <input type="checkbox"/> guest	1
Browse Sales Management	<input type="checkbox"/> support <input type="checkbox"/> storageadmin <input type="checkbox"/> info <input type="checkbox"/> admin <input type="checkbox"/> noprivilege <input type="checkbox"/> design <input checked="" type="checkbox"/> salesadmin <input checked="" type="checkbox"/> voadmin <input type="checkbox"/> ecat2 <input type="checkbox"/> ecat <input type="checkbox"/> director <input checked="" type="checkbox"/> user <input type="checkbox"/> marketing <input type="checkbox"/> guest	10
Create Sales	<input type="checkbox"/> support <input type="checkbox"/> storageadmin <input type="checkbox"/> info <input type="checkbox"/> admin <input type="checkbox"/> noprivilege <input type="checkbox"/> design <input checked="" type="checkbox"/> salesadmin <input checked="" type="checkbox"/> voadmin <input type="checkbox"/> ecat2 <input type="checkbox"/> ecat <input type="checkbox"/> director <input checked="" type="checkbox"/> user <input type="checkbox"/> marketing <input type="checkbox"/> guest	10
Delete Sales	<input type="checkbox"/> support <input type="checkbox"/> storageadmin <input type="checkbox"/> info <input type="checkbox"/> admin <input type="checkbox"/> noprivilege <input type="checkbox"/> design <input checked="" type="checkbox"/> salesadmin <input checked="" type="checkbox"/> voadmin <input type="checkbox"/> ecat2 <input type="checkbox"/> ecat <input type="checkbox"/> director <input checked="" type="checkbox"/> user <input type="checkbox"/> marketing <input type="checkbox"/> guest	10

Figure 3.19

Figure 3.19 showed the UCAR configuration page Sales Management module

UCAR Setting	Selected user group allowed to configure the UCAR settings for Sales Management module
Default Settings	Selected user group allowed to configure the Admin settings for Sales Management
Browse Sales Management	Selected user group allowed to access to Sales Management module
Create Sales	Selected user group allowed to create new sales record
Delete Sales	Selected user group allowed to delete sales from the Sales listing

Table 3.16

UCAR SMS

Access Control: SMS - SMS Access Control ?

Task	Group	Level
Manage SMS Access	<input type="checkbox"/> support <input type="checkbox"/> storageadmin <input type="checkbox"/> info <input checked="" type="checkbox"/> admin <input type="checkbox"/> noprivilege <input type="checkbox"/> design <input type="checkbox"/> salesadmin <input checked="" type="checkbox"/> voadmin <input type="checkbox"/> ecat2 <input type="checkbox"/> ecat <input type="checkbox"/> director <input type="checkbox"/> user <input type="checkbox"/> marketing <input type="checkbox"/> guest	1
Send SMS	<input type="checkbox"/> support <input type="checkbox"/> storageadmin <input type="checkbox"/> info <input type="checkbox"/> admin <input type="checkbox"/> noprivilege <input type="checkbox"/> design <input type="checkbox"/> salesadmin <input checked="" type="checkbox"/> voadmin <input type="checkbox"/> ecat2 <input type="checkbox"/> ecat <input type="checkbox"/> director <input checked="" type="checkbox"/> user <input type="checkbox"/> marketing <input type="checkbox"/> guest	10

Figure 3.20

Figure 3.20 showed the UCAR configuration page for SMS module

Manage SMS Access	Selected user group allowed to manage the access of SMS module
Send SMS	Selected user group allowed to send SMS through this module

Table 3.17

UCAR Storage

Access Control: Storage - Storage General Control ?

Task	Group	Level
UCAR Setting	<input type="checkbox"/> support <input type="checkbox"/> storageadmin <input type="checkbox"/> info <input type="checkbox"/> admin <input type="checkbox"/> noprivilege <input type="checkbox"/> design <input type="checkbox"/> salesadmin <input checked="" type="checkbox"/> voadmin <input type="checkbox"/> ecat2 <input type="checkbox"/> ecat <input type="checkbox"/> director <input type="checkbox"/> user <input type="checkbox"/> marketing <input type="checkbox"/> guest	10
Access Public Share	<input type="checkbox"/> support <input type="checkbox"/> storageadmin <input type="checkbox"/> info <input type="checkbox"/> admin <input type="checkbox"/> noprivilege <input type="checkbox"/> design <input type="checkbox"/> salesadmin <input checked="" type="checkbox"/> voadmin <input type="checkbox"/> ecat2 <input type="checkbox"/> ecat <input checked="" type="checkbox"/> director <input checked="" type="checkbox"/> user <input type="checkbox"/> marketing <input type="checkbox"/> guest	10
Access Company Share	<input type="checkbox"/> support <input type="checkbox"/> storageadmin <input type="checkbox"/> info <input type="checkbox"/> admin <input type="checkbox"/> noprivilege <input checked="" type="checkbox"/> design <input type="checkbox"/> salesadmin <input checked="" type="checkbox"/> voadmin <input type="checkbox"/> ecat2 <input type="checkbox"/> ecat <input checked="" type="checkbox"/> director <input checked="" type="checkbox"/> user <input type="checkbox"/> marketing <input checked="" type="checkbox"/> guest	10
Access Company HomePage	<input type="checkbox"/> support <input type="checkbox"/> storageadmin <input type="checkbox"/> info <input type="checkbox"/> admin <input type="checkbox"/> noprivilege <input type="checkbox"/> design <input type="checkbox"/> salesadmin <input checked="" type="checkbox"/> voadmin <input type="checkbox"/> ecat2 <input type="checkbox"/> ecat <input type="checkbox"/> director <input checked="" type="checkbox"/> user <input type="checkbox"/> marketing <input checked="" type="checkbox"/> guest	10
Access Own Private	<input type="checkbox"/> support <input type="checkbox"/> storageadmin <input type="checkbox"/> info <input type="checkbox"/> admin <input type="checkbox"/> noprivilege <input checked="" type="checkbox"/> design <input type="checkbox"/> salesadmin <input checked="" type="checkbox"/> voadmin <input type="checkbox"/> ecat2 <input type="checkbox"/> ecat <input checked="" type="checkbox"/> director <input checked="" type="checkbox"/> user <input type="checkbox"/> marketing <input checked="" type="checkbox"/> guest	10
Access Own Private HomePage	<input type="checkbox"/> support <input type="checkbox"/> storageadmin <input type="checkbox"/> info <input type="checkbox"/> admin <input type="checkbox"/> noprivilege <input type="checkbox"/> design <input type="checkbox"/> salesadmin <input checked="" type="checkbox"/> voadmin <input type="checkbox"/> ecat2 <input type="checkbox"/> ecat <input checked="" type="checkbox"/> director <input checked="" type="checkbox"/> user <input type="checkbox"/> marketing <input checked="" type="checkbox"/> guest	10
Using Netshare	<input type="checkbox"/> support <input type="checkbox"/> storageadmin <input type="checkbox"/> info <input type="checkbox"/> admin <input type="checkbox"/> noprivilege <input checked="" type="checkbox"/> design <input type="checkbox"/> salesadmin <input checked="" type="checkbox"/> voadmin <input type="checkbox"/> ecat2 <input type="checkbox"/> ecat <input type="checkbox"/> director <input checked="" type="checkbox"/> user <input type="checkbox"/> marketing <input checked="" type="checkbox"/> guest	10

Figure 3.21

Figure 3.21 showed the UCAR configuration page for Storage module. The functionality of the settings above will be explain in table 3.18

UCAR Setting	Selected user group allowed to configure the UCAR settings for Storage module
Access Public share	Selected user group allowed to access Public Share folder
Access Company Share	Selected user group allowed to access Company Share folder
Access Company Homepage	Selected user group allowed to access Company Homepage folder
Access own private	Selected user group allowed to access own Private folder
Access own private Homepage	Selected user group allowed to access own Private Homepage folder
Using Netshare	Selected user group allowed to share item(s) over the network

Table 3.18

UCAR UCAR

Access Control: UCAR - Control of Controls ?

Task	Group	Level
UCAR Setting	<input type="checkbox"/> support <input type="checkbox"/> storageadmin <input type="checkbox"/> info <input checked="" type="checkbox"/> admin <input type="checkbox"/> noprivilege <input type="checkbox"/> design <input type="checkbox"/> salesadmin <input type="checkbox"/> voadmin <input type="checkbox"/> ecat2 <input type="checkbox"/> ecat <input type="checkbox"/> director <input type="checkbox"/> user <input type="checkbox"/> marketing <input type="checkbox"/> guest	10
Enter UCAR Management	<input type="checkbox"/> support <input type="checkbox"/> storageadmin <input type="checkbox"/> info <input checked="" type="checkbox"/> admin <input type="checkbox"/> noprivilege <input type="checkbox"/> design <input type="checkbox"/> salesadmin <input checked="" type="checkbox"/> voadmin <input type="checkbox"/> ecat2 <input type="checkbox"/> ecat <input type="checkbox"/> director <input type="checkbox"/> user <input type="checkbox"/> marketing <input type="checkbox"/> guest	10
Manage UCAR Groups	<input type="checkbox"/> support <input type="checkbox"/> storageadmin <input type="checkbox"/> info <input checked="" type="checkbox"/> admin <input type="checkbox"/> noprivilege <input type="checkbox"/> design <input type="checkbox"/> salesadmin <input checked="" type="checkbox"/> voadmin <input type="checkbox"/> ecat2 <input type="checkbox"/> ecat <input type="checkbox"/> director <input checked="" type="checkbox"/> user <input type="checkbox"/> marketing <input type="checkbox"/> guest	10

Figure 3.22

Figure 3.22 showed the UCAR control page for UCAR feature

UCAR Setting	Selected user group allowed to configure the UCAR settings for UCAR feature
Enter UCAR Management	Selected user group allowed to access and manage the UCAR settings for VO
Manage UCAR Groups	Selected user group allowed to manage the UCAR groups

Table 3.19

UCAR WebDAV

Access Control: WebDAV - WebDAV - Web folder ?

Task	Group	Level
Control WebDAV access	<input type="checkbox"/> support <input type="checkbox"/> storageadmin <input type="checkbox"/> info <input checked="" type="checkbox"/> admin <input type="checkbox"/> noprivilege <input type="checkbox"/> design <input type="checkbox"/> salesadmin <input checked="" type="checkbox"/> voadmin <input type="checkbox"/> ecat2 <input type="checkbox"/> ecat <input type="checkbox"/> director <input type="checkbox"/> user <input type="checkbox"/> marketing <input type="checkbox"/> guest	<input style="width: 40px;" type="text" value="1"/>
Access WebDAV (web folder)	<input type="checkbox"/> support <input type="checkbox"/> storageadmin <input type="checkbox"/> info <input type="checkbox"/> admin <input type="checkbox"/> noprivilege <input type="checkbox"/> design <input type="checkbox"/> salesadmin <input checked="" type="checkbox"/> voadmin <input type="checkbox"/> ecat2 <input type="checkbox"/> ecat <input type="checkbox"/> director <input checked="" type="checkbox"/> user <input type="checkbox"/> marketing <input type="checkbox"/> guest	<input style="width: 40px;" type="text" value="10"/>

Figure 3.23

Figure 3.23 showed the UCAR control page for WebDAV.

Control WebDAV access	Selected user group allowed to configure the UCAR settings for WebDAV
Access WebDAV (web folder)	Selected user group allowed to access to WebDAV (web folder)

Table 3.20

For your Information:

WebDAV is a feature allowed user to browse VO Storage Center through Folder browser on a computer. For more details, you may visit to: <http://afteroffice.com/guide/webfolder/firstfile.swf> for online tutorial.

UCAR Webmail

Access Control: Webmail - Webmail Access Control ?

Task	Group	Level
UCAR Setting	<input type="checkbox"/> support <input type="checkbox"/> storageadmin <input type="checkbox"/> info <input checked="" type="checkbox"/> admin <input type="checkbox"/> noprivilege <input type="checkbox"/> design <input type="checkbox"/> salesadmin <input checked="" type="checkbox"/> voadmin <input type="checkbox"/> ecat2 <input type="checkbox"/> ecat <input type="checkbox"/> director <input type="checkbox"/> user <input type="checkbox"/> marketing <input type="checkbox"/> guest	10
Access Webmail	<input type="checkbox"/> support <input type="checkbox"/> storageadmin <input type="checkbox"/> info <input type="checkbox"/> admin <input type="checkbox"/> noprivilege <input type="checkbox"/> design <input type="checkbox"/> salesadmin <input checked="" type="checkbox"/> voadmin <input type="checkbox"/> ecat2 <input type="checkbox"/> ecat <input type="checkbox"/> director <input checked="" type="checkbox"/> user <input type="checkbox"/> marketing <input type="checkbox"/> guest	10
Send message	<input type="checkbox"/> support <input type="checkbox"/> storageadmin <input type="checkbox"/> info <input checked="" type="checkbox"/> admin <input type="checkbox"/> noprivilege <input type="checkbox"/> design <input type="checkbox"/> salesadmin <input checked="" type="checkbox"/> voadmin <input type="checkbox"/> ecat2 <input type="checkbox"/> ecat <input type="checkbox"/> director <input checked="" type="checkbox"/> user <input type="checkbox"/> marketing <input checked="" type="checkbox"/> guest	10
Manage folders	<input type="checkbox"/> support <input type="checkbox"/> storageadmin <input type="checkbox"/> info <input type="checkbox"/> admin <input type="checkbox"/> noprivilege <input type="checkbox"/> design <input type="checkbox"/> salesadmin <input checked="" type="checkbox"/> voadmin <input type="checkbox"/> ecat2 <input type="checkbox"/> ecat <input type="checkbox"/> director <input checked="" type="checkbox"/> user <input type="checkbox"/> marketing <input checked="" type="checkbox"/> guest	10
Use contact	<input type="checkbox"/> support <input type="checkbox"/> storageadmin <input type="checkbox"/> info <input type="checkbox"/> admin <input type="checkbox"/> noprivilege <input type="checkbox"/> design <input type="checkbox"/> salesadmin <input checked="" type="checkbox"/> voadmin <input type="checkbox"/> ecat2 <input type="checkbox"/> ecat <input type="checkbox"/> director <input checked="" type="checkbox"/> user <input type="checkbox"/> marketing <input checked="" type="checkbox"/> guest	10
Use Rules	<input type="checkbox"/> support <input type="checkbox"/> storageadmin <input type="checkbox"/> info <input type="checkbox"/> admin <input type="checkbox"/> noprivilege <input type="checkbox"/> design <input type="checkbox"/> salesadmin <input checked="" type="checkbox"/> voadmin <input type="checkbox"/> ecat2 <input type="checkbox"/> ecat <input type="checkbox"/> director <input checked="" type="checkbox"/> user <input type="checkbox"/> marketing <input checked="" type="checkbox"/> guest	10
Remote POP3	<input type="checkbox"/> support <input type="checkbox"/> storageadmin <input type="checkbox"/> info <input type="checkbox"/> admin <input type="checkbox"/> noprivilege <input type="checkbox"/> design <input type="checkbox"/> salesadmin <input checked="" type="checkbox"/> voadmin <input type="checkbox"/> ecat2 <input type="checkbox"/> ecat <input type="checkbox"/> director <input type="checkbox"/> user <input type="checkbox"/> marketing <input checked="" type="checkbox"/> guest	10
View other email addresses	<input type="checkbox"/> support <input type="checkbox"/> storageadmin <input type="checkbox"/> info <input type="checkbox"/> admin <input type="checkbox"/> noprivilege <input type="checkbox"/> design <input type="checkbox"/> salesadmin <input checked="" type="checkbox"/> voadmin <input type="checkbox"/> ecat2 <input type="checkbox"/> ecat <input type="checkbox"/> director <input checked="" type="checkbox"/> user <input type="checkbox"/> marketing <input checked="" type="checkbox"/> guest	10
Upload attachments	<input type="checkbox"/> support <input type="checkbox"/> storageadmin <input type="checkbox"/> info <input checked="" type="checkbox"/> admin <input type="checkbox"/> noprivilege <input type="checkbox"/> design <input type="checkbox"/> salesadmin <input checked="" type="checkbox"/> voadmin <input type="checkbox"/> ecat2 <input type="checkbox"/> ecat <input type="checkbox"/> director <input checked="" type="checkbox"/> user <input type="checkbox"/> marketing <input type="checkbox"/> guest	10
Personal Statistic	<input type="checkbox"/> support <input type="checkbox"/> storageadmin <input type="checkbox"/> info <input type="checkbox"/> admin <input type="checkbox"/> noprivilege <input type="checkbox"/> design <input type="checkbox"/> salesadmin <input checked="" type="checkbox"/> voadmin <input type="checkbox"/> ecat2 <input type="checkbox"/> ecat <input type="checkbox"/> director <input checked="" type="checkbox"/> user <input type="checkbox"/> marketing <input type="checkbox"/> guest	10
Domain Statistic	<input type="checkbox"/> support <input type="checkbox"/> storageadmin <input type="checkbox"/> info <input checked="" type="checkbox"/> admin <input type="checkbox"/> noprivilege <input type="checkbox"/> design <input type="checkbox"/> salesadmin <input checked="" type="checkbox"/> voadmin <input type="checkbox"/> ecat2 <input type="checkbox"/> ecat <input type="checkbox"/> director <input type="checkbox"/> user <input type="checkbox"/> marketing <input type="checkbox"/> guest	1

Figure 3.24

Figure 3.24 showed the UCAR configuration page for Webmail module

UCAR Setting	Selected user group allowed to configure the UCAR settings for Webmail
Access Webmail	Selected user group allowed to access to Webmail module
Send Message	Selected user group allowed to send message (email) through Webmail module
Manage Folder	Selected user group allowed to Manage the additional folder under Webmail
Use Contact	Selected user group allowed to use the Address Book (contact) under Webmail
Use Rules	Selected user group allowed to use rules (mail moving automation) under Webmail
Remote POP3	Selected user group allowed to download POP3 mail
View other email address	Selected user group allowed to view
Personal Statistic	Selected user group allowed to view the statistic of email traffic
Domain Statistic	Selected user group allowed to view email traffic statistic for your domain

Table 3.21

UCAR Webstat

Access Control: WebStats - Web Statistics ?

Task	Group	Level
✎ UCAR Setting	<input type="checkbox"/> support <input type="checkbox"/> storageadmin <input type="checkbox"/> info <input checked="" type="checkbox"/> admin <input type="checkbox"/> noprivilege <input type="checkbox"/> design <input type="checkbox"/> salesadmin <input checked="" type="checkbox"/> voadmin <input type="checkbox"/> ecat2 <input type="checkbox"/> ecat <input type="checkbox"/> director <input type="checkbox"/> user <input type="checkbox"/> marketing <input type="checkbox"/> guest	1
Access to WebStats	<input type="checkbox"/> support <input type="checkbox"/> storageadmin <input type="checkbox"/> info <input checked="" type="checkbox"/> admin <input type="checkbox"/> noprivilege <input type="checkbox"/> design <input type="checkbox"/> salesadmin <input checked="" type="checkbox"/> voadmin <input type="checkbox"/> ecat2 <input type="checkbox"/> ecat <input type="checkbox"/> director <input type="checkbox"/> user <input type="checkbox"/> marketing <input type="checkbox"/> guest	1

Figure 3.25

Figure 3.25 showed the UCAR configuration page for Webstat module

✎ UCAR Setting	Selected user group allowed to configure the UCAR settings for Webstat module
Access to WebStats	Selected user group allowed to access to Webstat module

Table 3.22